


BP-206SS-P4

Wallmount, PCISA, 6-slot Backplane, 4 PCI, 3 PCISA, Single Segment



| | |
|-----------------------|-----------------------------|
| Master | PCISA |
| PCISA | 3 |
| PCI | 4 |
| System | Single |
| Fan Connector | 2 |
| ATX Control Connector | 1 |
| ATX Power Connector | 1 |
| Dimension | 5.3" x 7.4" (134mm x 188mm) |

BP-206SI


Wallmount, ISA, 6-slot Backplane, Single Segment



| | |
|-----------------------|------------------------------|
| Master | ISA |
| ISA | 6 |
| System | Single |
| Fan Connector | 2 |
| AT Power Connector | 1 |
| ATX Control Connector | 1 |
| ATX Power Connector | 1 |
| Dimension | 10.4" x 5.3" (234mm x 134mm) |

BP-205SP-P4


Wallmount, PCI, 5-slot Backplane, 4 PCI, Single Segment



| | |
|-----------------------|-----------------------------|
| Master | PCI |
| PCI | 4 |
| System | Single |
| Fan Connector | 2 |
| ATX Control Connector | 1 |
| ATX Power Connector | 1 |
| Dimension | 4.2" x 7.3" (106mm x 186mm) |

BP-204SP-P3

Wallmount, PCI, 4-slot Backplane, 3 PCI, Single Segment



| | |
|-----------------------|-----------------------------|
| Master | PCI |
| PCI | 3 |
| System | Single |
| Fan Connector | 1 |
| ATX Control Connector | 1 |
| ATX Power Connector | 1 |
| AT Power Connector | 1 |
| Dimension | 7.3" x 3.9" (186mm x 100mm) |