

# Series TESZ

## Hinged Safety Interlock Switch



### Description

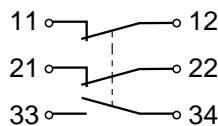
The TESZ Series are designed for use with hinged movable machine guards which must be closed for operator safety. Their tamper-resistant design and positive-opening NC contacts provide a significantly higher level of safety than conventional, spring-driven limit switches often used to monitor hinged-guard position. Their compact, low-profile design and IP65 rating make them ideal for interlocking hinged safety guards in industrial environments. Designed to mount directly on the hinged guard and its stationary frame, it is easy to install on a wide range of guard styles and sizes.

### Operation

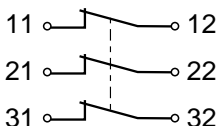


The installed TESZ features an integral electromechanical switch element which is actuated when opening a hinged machine guard. After opening the guard only 4°, the unit's positive-break, normally-closed contact(s) are forced to open by a direct (non-resilient) actuating mechanism. These positive-break contacts ensure circuit interruption and machine stoppage. The normally-open signalling contact closes after 13.5° of guard displacement.


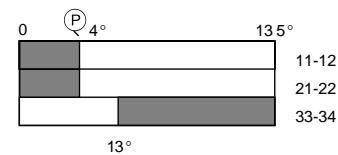
### SWITCHING DIAGRAMS & CONTACT SCHEMATICS



TESZ1102



TESZ1110



### Features & Benefits

- **Tamper-resistant** ... integral switch element and actuator prevents bypassing.
- **“Positive-break” NC contacts** ... ensure circuit interruption upon only 4° of guard displacement.
- **Splashproof design** ... meets IP65 environmental requirements.
- **Rugged construction** ... tolerates mechanical abuse and hostile environments.
- **Meets rigid safety agency standards** ... IEC, BG. (UL and CSA pending)
- **Easy to install** ... fits most popular extruded hinged guard designs.
- **Compatible with popular extruded profile widths.**
- **Optional integral manual reset** ... please consult factory.

### AVAILABLE STANDARD MODELS

Part Number*	Contacts (Guard Closed)	Description
TESZ1102/30 TESZ1110/30	1 NO & 2 NC 3 NC	Hinged safety interlock switch for 30mm width extruded guards
TESZ1102/35 TESZ1110/35	1 NO & 2 NC 3 NC	Hinged safety interlock switch for 35mm width extruded guards
TESZ1102** TESZ1110**	1 NO & 2 NC 3 NC	Hinged safety interlock switch for 40mm width extruded guards
TESZ1102/45 TESZ1110/45	1 NO & 2 NC 3 NC	Hinged safety interlock switch for 45mm width extruded guards

\*Includes hinge assembly with switch, switch actuator and an additional hinge assembly (without switch or switch actuator).

\*\*Available with stainless-steel hinges. (Please consult factory)

### AVAILABLE ACCESSORIES

Part Number*	Description
TESZ/S/30	Hinge assembly (without switch or switch actuator) for 30mm width extruded guards
TESZ/S/35	Hinge assembly (without switch or switch actuator) for 35mm width extruded guards
TESZ/S	Hinge assembly (without switch or switch actuator) for 40mm width extruded guards
TESZ/S/45	Hinge assembly (without switch or switch actuator) for 45mm width extruded guards

\*Includes hinge and hinge pin.

# SERIES TESZ TECHNICAL DATA

## MECHANICAL SPECIFICATIONS

<b>Materials of Construction</b>	Hinge: Aluminum Switch Cover: Thermoplastic
<b>Displacement Angle for NC Contact Opening</b>	4°
<b>Degree of Protection</b>	IP65
<b>Displacement Angle for NO Contact Closing</b>	13.5°
<b>Maximum Opening Angle</b>	135°
<b>Operating Temperature</b>	-13°F to +176°F
<b>Mechanical Life</b>	>10 <sup>6</sup> operations
<b>Mechanical Loading Capacity</b>	Maximum torque of 3KN/m at 1m distance from hinge
<b>Operating Rate</b>	1,200 operations/hour (maximum)
<b>Shock Tolerance</b>	30g/18ms
<b>Vibration Tolerance</b>	20g/10... 200Hz
<b>Conformity to Standards</b>	IEC 947-5-1 EN60947-5-1 DIN VDE 0660 EN 1088 UL CSA

## ELECTRICAL SPECIFICATIONS

<b>Contacts</b>	Fine silver
<b>Contact Configuration</b>	Double-pole, double-break with electrically-separated contact bridges
<b>Contact Rating</b>	2A (250VAC), AC-15, DC-13
<b>Switching Action</b>	Slow-acting, positive-break NC contact
<b>Short Circuit Protection</b>	6.0A (Slow blow)
<b>Rated Insulation Voltage</b>	250VAC (maximum)
<b>Rated Impulse Withstand Voltage</b>	2.5kV
<b>Electrical Connections</b>	Screw terminals for 15 AWG maximum stranded wire size

## DIMENSIONS

