




25 Watt Single and Multiple Output PSA25L Compact Open Frames



Features

- 3.6" x 2.48" Footprint
- Low Profile fits 1U Height Requirement
- Low Cost
- Over Voltage and Short Circuit Protections

Applications

- Networking
- Compact Equipment
- Peripherals and Terminals
- Microcomputers

Safety Approvals

- cUL/UL
- TUV
- CE (Low Voltage Directive)

Mechanical Characteristics

- Length: 91.5mm (3.6in)
- Width: 63mm (2.48in)
- Height: 29mm (1.14in)
33.5mm(1.32in) for PSA25L-301
- Weight: 150g (5.33oz.)

Output Specifications

Model	DC Output Voltage	Load		Ripple** P-P (max.)	Regulation	
		Min.	Max.		Line	Load
PSA25L-033*	+3.3V	0.05A	5A	50mV	±50mV	±100mV
PSA25L-050*	+5V	0.05A	4A	50mV	±50mV	±100mV
PSA25L-120	+12V	0.05A	2A	120mV	±50mV	±100mV
PSA25L-150	+15V	0.05A	1.7A	150mV	±50mV	±100mV
PSA25L-240	+24V	0.05A	1A	240mV	±50mV	±100mV
PSA25L-201	+5V	0.2A	2.6A	50mV	±3%	±5%
	+12V	0A	1A	120mV	±3%	±5%
PSA25L-202	+5V	0.2A	2.6A	50mV	±1%	±2%
	+24V	0A	0.5A _(1A PK)	240mV	±1%	±2%
PSA25L-301	+5V	0.2A	2A	50mv	±1%	±5%
	+12V	0.1A	1A	120mV	±1%	±10%
	-12V	0A	0.3A	120mV	±1%	±5%

*Minimum order quantity of 1000 pieces when ordering this model

**Measured by using a 12 inch twisted pair terminal with a 10uF capacitor and a 0.1uF ceramic capacitor in parallel.

Phihong is not responsible for any error, and reserves the right to make changes without notice. Please visit our website at www.phihong.com for the most up-to-date specifications and contact information.

Input:**AC Input Voltage Rating**

100 to 240V AC

AC Input Voltage Range

90 to 264V AC

AC Input Frequency

47 to 63Hz

Input Current

0.8-1A (RMS) maximum at 120V AC

0.4-0.5A (RMS) maximum at 240V AC

Leakage Current

<0.25mA 254V AC, 60Hz

Inrush Current

30A for 120V AC at maximum load

60A for 240V AC at maximum load

(Cold start at ambient 25°C)

Hold-up Time

16mS minimum at maximum load, and 120V AC

Output:**Efficiency**

16mS minimum at maximum load

Over-Voltage Protection

By Zener Diode Clamping

Over-Current Protection

Output equipped with Short Circuit Protection

Short-Circuit Protection

Output can be shorted permanently without damage

Environmental:**Temperature**

Operation 0 to +40°C

Non-operation -25 to +75°C

Humidity

Operation 0 to 85% non-condensing

Non-operation 0 to 90% non-condensing

Emissions

Conducted:

FCC Class B

EN55022 Class B

Radiated:

FCC Class B

EN55022 Class A

Immunity

EN50082-1: 1997

EN61000-4-2 Level 2

EN61000-4-5 Level 3

General:**Insulation Resistance**

Input to Output: 500V DC, 10M Ohm minimum

Dielectric Withstand (Hi-pot) Test

Input to Output: 3000V AC for 1 min., 10mA

Input to Ground: 1500V AC for 1 min, 10mA

Switching Frequency

100kHz Typical

MTBF (Full load and 110V AC, 25°C)

150K hrs minimum

AC Input Connector

Molex 05-50-3031 or equivalent

DC Output Connector

Single and Dual output:

Molex 09-50-3051 or equivalent

Single: Pin 1: NC; Pin 2, 3: COM; Pin 4, 5: V1

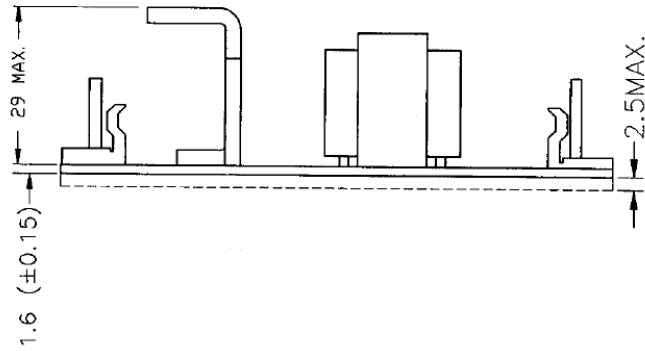
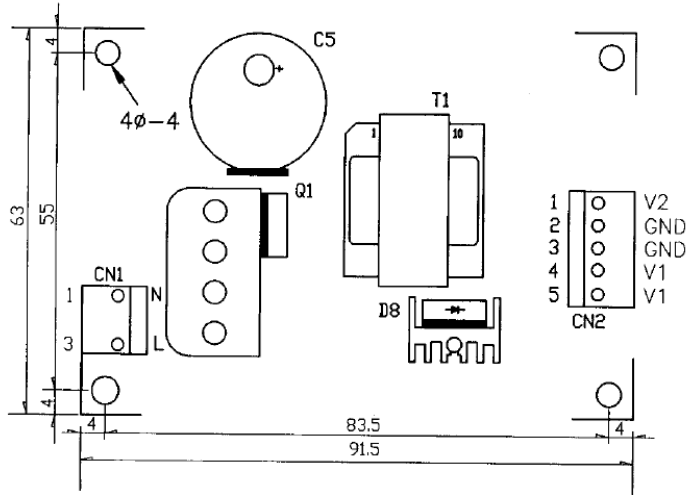
Dual: Pin 1 V2; Pin 2, 3: COM; Pin 4, 5: V1

Triple output

Molex 09-50-3061 or equivalent

Pin 1: V2; Pin 2, 3: V1; Pin 4, 5: COM; Pin 6: V3

Single & Dual Outputs:



Triple Output:

