

NOTE: Dimensions Are INCHES (MILLIMETERS).

966PB Analog Input:

4 or 6-Channel Input: RTD or Resistance Signals

Description

These modules provide an isolated Profibus-DP network interface for up to six input channels. Multi-range inputs accept signals from a variety of sensors and devices. High-resolution, low noise, A/D converters deliver high accuracy and reliability. 3-way isolation further improves the system performance.

Input Ranges

RTD (user-selectable type)

2-wire and 3-wire RTDs are supported.

Platinum 100 ohm (alpha = 1.3850 or 1.3911)

Nickel 120 ohm

Copper 10 ohm

Resistance

0 to 500 ohms

Network Communication

Profibus-DP, RS-485 network up to 12Mbaud

Power Requirement

12 to 36V DC supply required

Approvals

Profibus PNO certified.

CE marked. UL, cUL listed.

Class I; Division 2; Groups A, B, C, D.

Special Features

- Standard Profibus-DP network communication with industry-standard ASIC (Siemens SPC3)
- 6-input stand-alone module has much lower start-up cost than multi-piece block I/O systems
- Versatile RTD or ohmic inputs support a wide variety of industrial sensors and devices
- RTD break detection (upscale or downscale) identifies sensor wiring failures
- High-resolution 16-bit Σ - Δ A/D converters ensure precise, high accuracy measurements
- Compact packaging with pluggable terminals saves space and simplifies wiring
- Wide operational temperature range permits installation in extreme environments

Performance

General Specifications

See Page 17 for communication and other specs.

Input

Configuration

Input ranges are selectable for a 3-channel group.

Accuracy

Input Type	Input Range	Accuracy (typical)
Pt 100 ohm	-200 to 850°C	±0.25°C
Ni 120 ohm	-80 to 320°C	±0.25°C
Cu 10 ohm	-200 to 260°C	±1.25°C
Resistance	0 to 500 ohms	±0.05 ohms

RTD Break Detection

Upscale or downscale selection applies to all channels.

Analog to Digital Converter (A/D)

16-bit Σ - Δ converter.

Noise Rejection

Normal Mode: Better than 40dB @ 60Hz.

Common Mode: Better than 130dB @ 60Hz.

Input Filter Bandwidth

-3dB at 3Hz, typical.

Excitation Current

1mA DC typical, all RTD types.

Environmental

Ambient Temperature

Operating: -25 to 70°C (-13 to 158°F).

Storage: -40 to 85°C (-40 to 185°F).

Relative Humidity

5 to 95%, non-condensing.

Isolation

1500V AC for 60 seconds or 250V AC continuous.

3-way isolation between I/O, network, and power.

Inputs share a common.

Ordering Info

Models

966PB-2004

4-channel RTD/resistance input module

966PB-2006

6-channel RTD/resistance input module

NOTE: Modules include GSD files on CD-ROM.

Accessories (see Page 18)

P55R-D24

Power supply (24V DC, 2.1A).

See Power Supplies on page 183.

TBK-B03

Optional terminal block kit, barrier strip style, 4 pcs.

TBK-S03

Optional terminal block kit, spring clamp style, 4 pcs.



General Operation and Performance Specifications

The following specifications are common to all 900PB Series I/O modules.

■ Communication

Interface Standard

Isolated, 3-wire RS-485 multi-drop, half-duplex, asynchronous.

Command/Response Protocol

Standard Profibus DP (Master/Slave) protocol per European Norm EN50170.

Baud Rate

Supports rates of 9600, 19.2K, 44.45K, 93.75K, 187.5K, 500K, 1.5M, and 12M bits per second, auto-detected.

Communication Distance

Up to 1200 meters without a repeater using Type A wire ($\leq 30\text{pF/m}$).

1200m @ 115Kbps or less

1000m @ 187.5Kbps

400m @ 500Kbps

200m @ 1.5Mbps

100m @ 12Mbps

Address

Set via two rotary hexadecimal switches or via the Set Slave Address command. Valid setting is 0-125.

Address 126 (7EH) is factory default address.

Maximum Message Size

Up to 32 bytes recommended, extendable up to 244 bytes of data/node/message, plus 11 bytes of overhead (data frame).

Network Capacity

Multi-drop up to 31 modules, plus a host, without a repeater. Up to 125 modules plus a host if four repeaters are used (one for every 31 nodes).

■ Environmental

Isolation

I/O channel, power, and network circuits are isolated from each other for common-mode voltages up to 250VAC, or 354V DC off DC power ground, on a continuous basis (will withstand 1500VAC dielectric strength test for one minute without breakdown). Complies with test requirements of ANSI/ISA-82.01-1988 for voltage rating specified.

■ Electromagnetic Compatibility (EMC)

Immunity per European Norm EN50082-1.

Emissions per European Norm EN50081-1.

Electrostatic Discharge (ESD) Immunity

Per EN61000-4-2.

Radiated Field Immunity (RFI)

Per EN61000-4-3 and EN550204.

Electrical Fast Transient Immunity (EFT)

Per EN61000-4-4.

Conducted RF Immunity (CRFI)

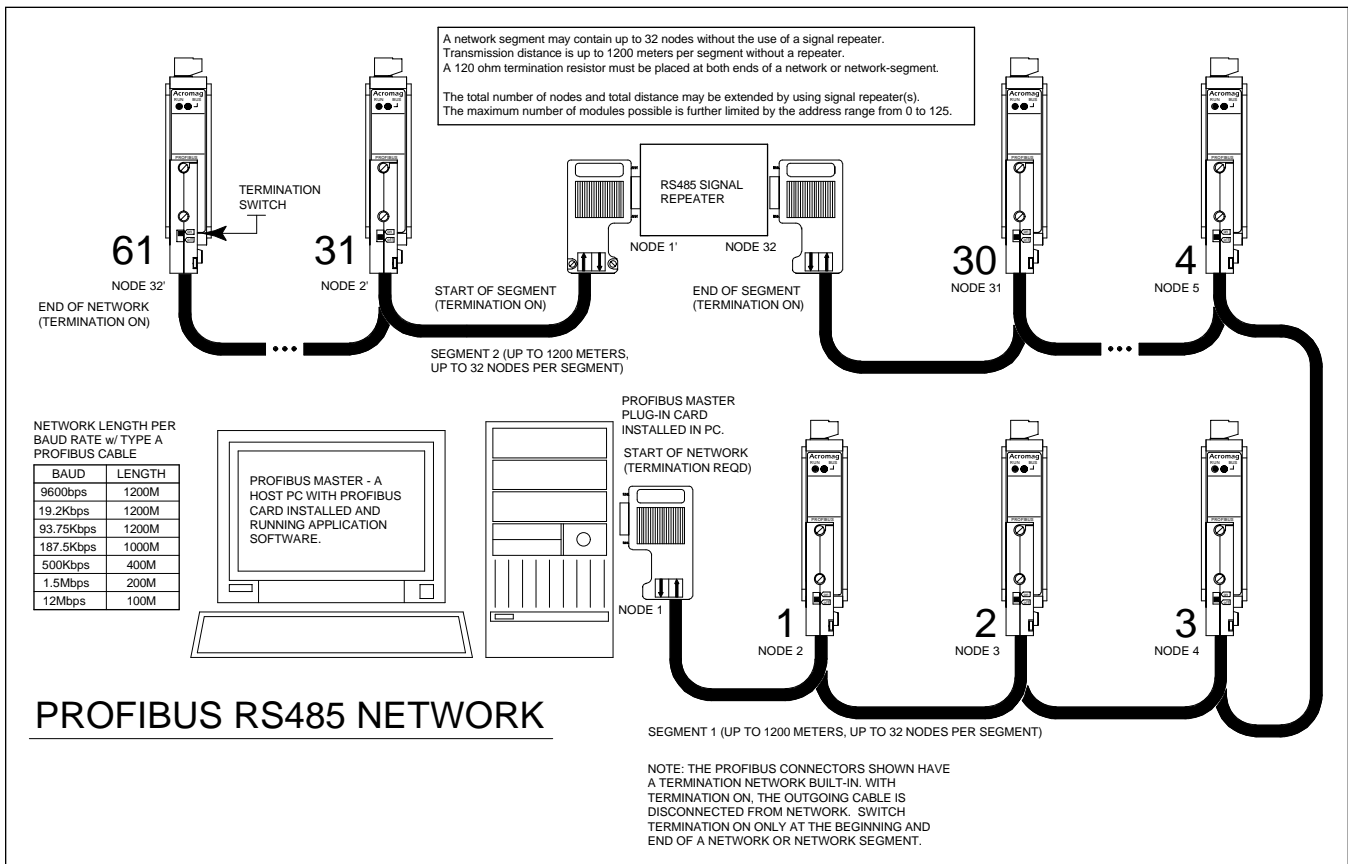
Per EN61000-4-6.

Surge Immunity

Per EN61000-4-5.

Radiated Frequency Emissions

Per EN55022 Class B.





Accessories

Terminal Blocks

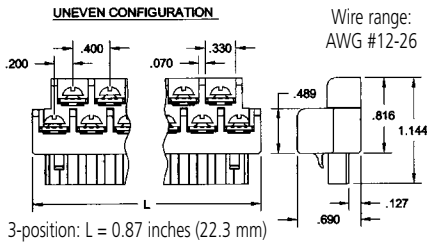
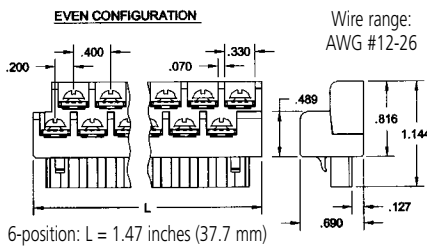


Barrier strip (left) and spring clamp (right).

Ordering Information

See individual I/O modules for compatibility.

Barrier Strip Terminal Blocks

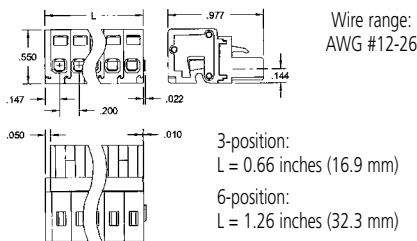


TBK-B01
Terminal block kit,
two 6-position pieces

TBK-B03
Terminal block kit,
one 3-position and
three 6-position pieces

TBK-B02
Terminal block kit,
four 6-position pieces

Spring Clamp Terminal Blocks



TBK-S01
Terminal block kit,
two 6-position pieces

TBK-S03
Terminal block kit,
one 3-position and
three 6-position pieces

TBK-S02
Terminal block kit,
four 6-position pieces

Mounting Hardware


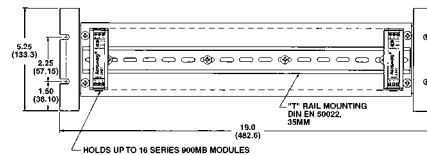


DIN-Rail Mounting

For your convenience, Acromag offers several mounting accessories to simplify your system installation. Our 19" rack-mount kit provides a clean solution for mounting your I/O modules and a power supply. Or you can buy precut DIN rail strips for mounting on any flat surface.

Ordering Information

- 20RM-16-DIN 19" rack-mount kit with DIN rail.
- DIN RAIL 3.0
- DIN RAIL 16.7
- DIN rail strip, Type T, 3 inches (75mm) or 16.7 inches (425mm)



Power Supplies



50W Supply

Input Power Requirement
85 to 264V AC or 105 to 370V DC

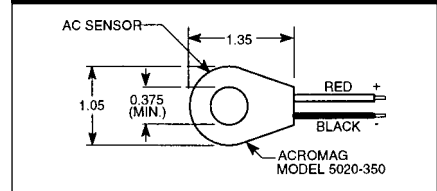
Output
24V DC, 2.1A (50W)

Ordering Information

PSSR-D24
Universal 50W power supply

See Power Supplies on page 183 for other models and more information.

AC Current Sensor



Ordering Information

5020-350
AC current sensor