

QC Series Protection Connectors

Key Features

- Compact size requires minimum mounting space
- Quick-clip termination provides ease and speedy installation
- Stackable metal panels offer high pair density
- Wide choice of gas, carbon, or solid-state protection meets requirements of varied installations
- Requires only two mounting screws provides labor cost savings


Description

The QC series of protection connectors provide a low cost approach for terminating and protecting pairs or cables in a customer premises or campus environment. Designed for wall mounting, these devices utilize quick-clip type termination for incoming as well as equipment pairs. The protection panel is equipped with tin-plated sockets that accept industry standard 5-pin plug-in modules (purchased separately).

All units have metal based industry standard quick-clip connections and protection sockets. They are designed to provide optimum performance at minimal cost.

Application

The QC series protects users of communications equipment from electrical shock, over-voltage or lightning. Protectors are designed to accommodate 10, 20, 25, 50 or 100 pairs. They are intended for use in medium density commercial or industrial buildings that have voice or data communications equipment connected to the outside communications network. Protection connectors are installed by non-regulated telcos, interconnects and contractors.




QC305250
(Shown with Modules)




QC3051000
(Shown without Modules)

QC Series Protection Connectors



QC713100
(Shown without Modules)



QC713200
(Shown without Modules)

Ordering Information & Dimensions

Catalog Number	Part Number	Pair Count	— Quick Connect Clips —		RJ21 Receptacle (Out)	H	W	D*
			OSP	Eqmt.				
QC713100	F019613	10	√	√		7.00-in. (17.78)	3.75-in. (9.53)	2.38-in. (6.03)
QC713200	F019610	20	√	√		7.00-in. (17.78)	4.50-in. (11.43)	2.38-in. (6.03)
QC305250	F019619	25	√	√		7.00-in. (17.78)	5.00-in. (12.70)	2.38-in. (6.03)
QC305250C	F019620	25	√		√	7.00-in. (17.78)	5.00-in. (12.70)	2.38-in. (6.03)
QC305500	F019600	50	√	√		10.25-in. (26.04)	5.25-in. (13.34)	2.38-in. (6.03)
QC3051000	F019601	100	√	√		21-in. (53.34)	7.12-in. (18.08)	2.38-in. (6.03)

* Depth with modules is 3.2-in. (no heat coil) and 3.6-in. (heat coil).

NOTE 1: Protection modules must be ordered separately. See the Protection section of this catalog for ordering information.

NOTE 2: QC series is not UL Listed.

NOTE 3: For additional accessories, see the Accessories section of the catalog.

Emerson Network Power.

The global leader in enabling business-critical continuity.

- AC Power
- Embedded Power
- Precision Cooling
- Connectivity
- Monitoring
- Racks & Integrated Cabinets
- DC Power
- **Outside Plant**
- Services
- Embedded Computing
- Power Switching & Controls
- Surge Protection

Emerson Network Power Energy Systems

4350 Weaver Parkway, Warrenville, IL 60555
Toll Free: 800-800-1280 (USA and Canada)
Telephone: 440-246-6999 Fax: 440-246-4876
EmersonNetworkPower.com/OSP

© 2008 Emerson Network Power Energy Systems, North America, Inc. All rights reserved.

The Emerson logo is a trademark and a service mark of Emerson Electric Co. Emerson Network Power is a division of Emerson Electric Co.

Printed in USA

