

# ACP-1010/1010MB

Compact 1U Rackmount Chassis for SHB/SBC or ATX/MicroATX Motherboard

**NEW**



## Features

- Space-saving 1U rackmount chassis, ideal building block for business expansion
- Supports either SHB/SBC or ATX/MicroATX motherboards under 1U height
- Front LED indicators for LAN connectivity, alarm notification of power supply, HDD activity, system fan, and in-chassis temperature
- Supports a slim ODD, and two 3.5" disk drives
- Supports up to 2 expansion slots in BP version, and 1 expansion slot via riser card in MB version
- Supports both 250 W/300 W ATX/PFC power supply
- Efficient cooling design prevents the system from over-heating



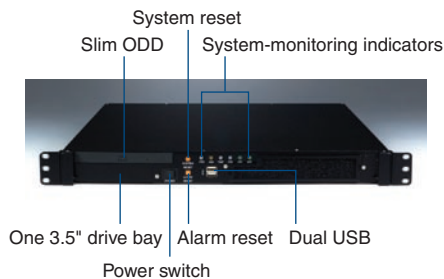
FCC CE

## Specifications

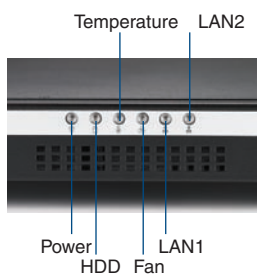
Drive Bay	Slim Optical Disk Drive	Front-accessible	1	Internal
	3.5"		1	1 (For ACP-1010BP-30ZE, it only allows 2.5" HDD.)
Cooling	Fan		BP: 4 (4 cm/24 CFM x 3 + 15 CFM x 1) MB: 2 (4 cm/24 CFM each)	
Front I/O Interface	USB		2	
Miscellaneous	Notification LEDs		System: Power, HDD, Temperature, Fan, LAN1 and LAN2	
	Control		Power switch, system reset & alarm reset button	
	Rear panel		One 9-pin D-SUB opening	
Environment	Temperature	Operating	0 ~ 40° C (32 ~ 104° F)	Non-Operating -20 ~ 60° C (-4 ~ 140° F)
	Humidity		10 ~ 85 % @ 40° C, non-condensing	10 ~ 95 % @ 40° C, non-condensing
	Vibration (5 ~ 500 Hz)		0.5G rms	2 G
	Shock		10 G (with 11 ms duration, half sine wave)	30 G
	Physical Characteristics	Dimensions (W x H x D)		480 x 44 x 500 mm (19" x 1.7" x 19.7")
	Weight		8 kg (17.6 lb)	

\* This chassis supports up to Intel Pentium 4 84W, Core 2 Duo and Core 2 Quad 95W processors. We suggest that the ACP-1010 should be operated under 35° C if it adopts Core 2 Quad processor.

When you purchase the ACP-1010BP-30ZE, the internal HDD only can be installed 2.5" instead of 3.5".



**Front View**



**Inside View of ACP-1010BP**



**Rear View of ACP-1010BP**



**Inside View of ACP-1010MB**

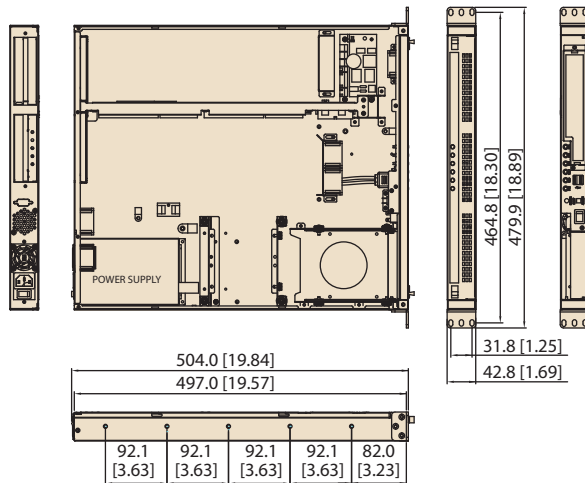


**Rear View of ACP-1010MB**

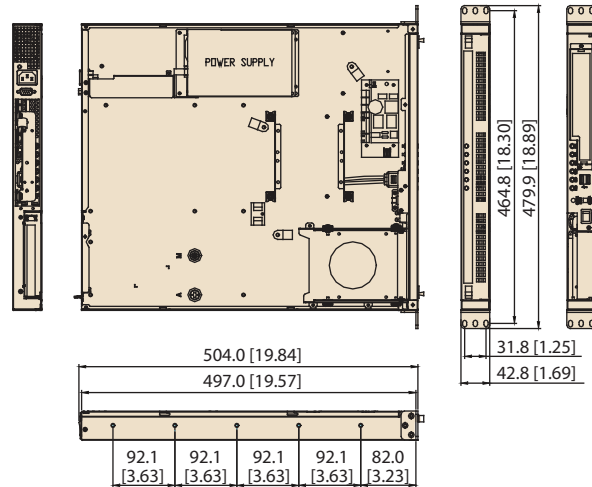
## Dimensions

Unit: mm (inch)

### ACP-1010BP



### ACP-1010MB



## Power Supply

Part Name	Watts	Input	Output	Specifications		
				Mini-load	Safety	MTBF
BP: 1757001797 MB: 1757001457 (ATX, PFC)	250 W	AC 100 ~ 240 V (full-range)	+5 V @ 23 A, +3.3 V @ 14 A +12 V @ 16 A, -12 V @ 0.5 A -5 V @ 0.2 A, +5 Vsb @ 2 A	+5 V @ 3 A, +12 V @ 2 A -5 V @ 0 A, -12 V @ 0.1 A +3.3 V @ 1 A, +5 Vsb @ 0.1 A	CE/UL/TUV/CB/CCC	114,000 hours @ 25° C
BP: 1757000160G MB: 1757000263 (ATX, PFC)	300 W	AC 100 ~ 240 V (full-range)	+5 V @ 25 A, +3.3 V @ 14 A +12 V @ 16 A, -12 V @ 1 A -5 V @ 0.5 A, +5 Vsb @ 2 A	+5 V @ 3 A, +12 V @ 2 A -5 V @ 0.05 A, -12 V @ 0.05 A +3.3 V @ 1 A, +5 Vsb @ 0.1 A	CE/UL/TUV/CB/CCC	100,000 hours @ 25° C

## Accessories

Part Name	Description
1960013266T000	Passive cooler for P4 LGA 775 processor up to 84 W
1750000242	Cooler for P4 socket 478 processor up to 61 W
96SDVR-8X-ST-SN-B	Black slim SATA 8X DVD-RW ROM
96CB-SATAPOWER-6P	SATA power wire 6-pin to big 4-pin
96FDD-144-TE-B1	Black 3.5" FDD

## Riser Card Options

Part Name	Interface	Expansion Slot	Motherboard
AIMB-R4104-01A1E	PCIe x4	One PCIe x4	AIMB-762/764/554/ 556
AIMB-RP10P-01A1E	PCI	One PCI	AIMB-742/744/750/ 766/552/560

## Ordering Information

Model Name	Power Supply	Backplane / Motherboard	Regulation
ACP-1010BP-00XE	-	-	-
ACP-1010BP-30ZE	1757000160G	-	CE
ACP-1010MB0-00XE	-	-	-
ACP-1010MB0-30ZE	1757000263	-	CE

\*ACP-1010MB does not support AIMB-763, 542, 562, 564 and 566 (with DVI port) because the height of the audio connector is over 1U.

## Backplane Options

Part Name	Slot	CPU Card
<b>PICMG 1.3</b>		
PCE-5B03V-01A1E	one CPU, one PCIe x 16, one PCI (32-bit/33 MHz)	PCE-5124/5130
PCE-5B03V-00A1E	one CPU, one PCIe x 16, one PCIe x 4	
<b>PICMG 1.0</b>		
PCA-6103P2V-0A2E	one CPU, 2 PCI (32-bit/33 MHz)	PCA-6010/6194