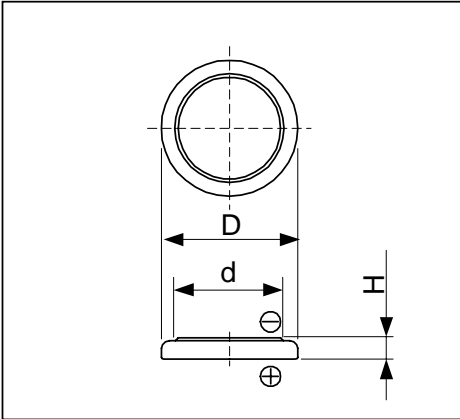


# Cell Type CR2032 Specifications



Nominal Capacity <sup>*1</sup>		240mAh
Nominal Voltage		3V
Standard Discharge Current		0.3mA
Max. Discharge Current	Continuous <sup>*2</sup>	4mA
	Pulse <sup>*3</sup>	20mA
Temperature Range		-20 ~ 70
Weight		3.0g
Dimensions	D	20.0mm
	H	3.2mm
	d	16.6mm

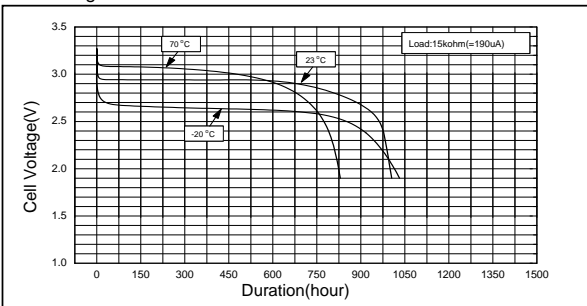
\*1 Nominal capacity is determined to an end voltage of 2.0V when the battery is allowed to discharge at a standard current level at 23°C.

\*2 Current value is determined to be the level at which 50% of the nominal capacity is obtained with an end voltage of 2.0V at 23 °C.

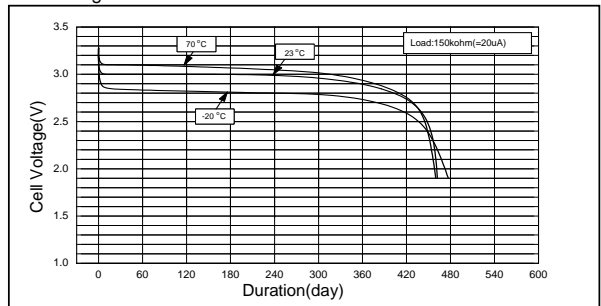
\*3 Current value for obtaining 2.0V cell voltage when pulse is applied for 15seconds at 50% discharge depth at 23 °C.

## Typical Characteristics

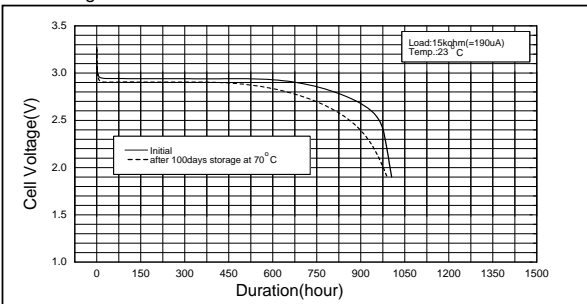
Discharge Characteristics of CR2032



Discharge Characteristics of CR2032



Discharge Characteristics of CR2032



Discharge Load vs. Capacity of CR2032

