


BP-206SG-P4


Wallmount, PICMG, 6-slot Backplane, 4 PCI, 2 ISA, Single Segment



Master	PICMG
PICMG	2
PCI	4
ISA	2
System	Single
Fan Connector	2
ATX Control Connector	1
ATX Power Connector	1
AT Power Connector	1
Dimension	10.4" x 5.3" (264mm x 134mm)

BP-206SG-P3


Wallmount, PICMG, 6-slot Backplane, 3 PCI, 3 ISA, Single Segment



Master	PICMG
PICMG	2
PCI	3
ISA	3
System	Single
Fan Connector	2
ATX Control Connector	1
ATX Power Connector	1
Dimension	10.4" x 5.3" (264mm x 134mm)

BP-206SG-P2


Wallmount, PICMG, 6-Slot Backplane, 2 PCI, 3 ISA, Single Segment



Master	PICMG
PICMG	2
PCI	2
ISA	3
System	Single
Fan Connector	2
AT Power Connector	1
ATX Control Connector	1
ATX Power Connector	1
Dimension	10.4" x 5.3" (264mm x 134mm)

BP-206SP-P4

Wallmount, PCI, 6-slot Backplane, 4 PCI, Single Segment



Master	PCI (2 Master)
PCI	4
System	Single
Fan Connector	2
ATX Control Connector	1
ATX Power Connector	1
Dimension	5.3" x 7.4" (134mm x 188mm)