




■ 6-Slot Wallmount Chassis, Full-Size/ Half-Size Cards Support



Features

- 6-Slot Wallmount Chassis
- 6-Slot ISA/ PICMG Bus Passive Backplanes
- Standard PS2 Power Supply Up To 400W
- Front Panel 3.5" Disk Drive Bay For Floppy Disk Drive x 1
- Front Panel 5.25" Disk Drive Bay For CD-ROM x 1
- Internal 3.5" Disk Drive Bays For Hard Disk x 2
- USB Port x 2 On Front Panel



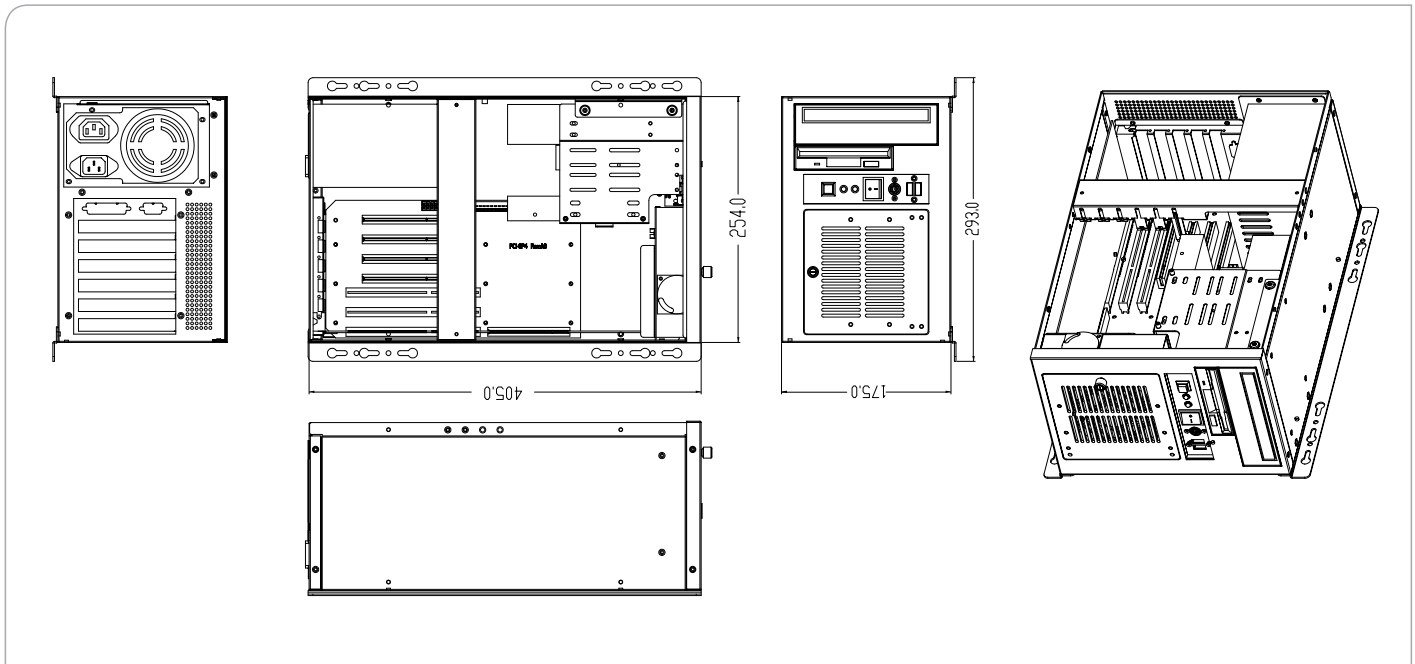
Specifications

System	
Construction	Heavy-duty steel
Storage	External: 3.5" Floppy Disk Drive x 1 5.25" CD-ROM x 1
	Internal: 3.5" Hard Disk Drive Bay x 2
System Fan	8cm Ball Bearing Fan with Removable Filter x 1
Front Panel	Power ON/OFF Switch x 1 Reset Button x 1 Power LED x 1 HDD Active LED x 1 PS/2 Keyboard Connector x 1 USB Port x 2
Rear Panel	Reserved Cut-out for DB-25 Connector x 1 Reserved Cut-out for DB-9 Connector x 1
Color	White
Dimensions	6.9" (W) x 16.1" (D) x 10" (H) (175mm x 408mm x 255mm)
Carton Size	12.4" (W) x 14.37" (D) x 20.47" (H) (315mm x 365mm x 520mm)
Net Weight	12.1 lb (5.5 kg)
Gross Weight	13.9 lb (6.3 kg)
Environmental	
Operating Temperature	32°F ~ 122°F (0°C ~ 50°C)
Storage Temperature	-4°F ~ 176°F (-20°C ~ 80°C)
Operating Humidity	10 ~ 80%
Storage Humidity	10 ~ 80% @ 40°C, non-condensing
Vibration	0.5G/ 5 ~ 500 Hz/ operation
	1.5G/ 5 ~ 500 Hz/ non operation
Shock	15G peak acceleration (11 m sec. duration), operation
	30G peak acceleration (11 m sec. duration), non operation
EMC	CE/FCC Class A

AMC-262

Dimension

Unit: mm



Power Supply Options

P/N	TYPE	PFC Support	Input Voltage	Watt	Size	Remark
1757940014	ATX	Active PFC	Auto 100-240V	400W	PS2	

Passive Backplane Options

P/N	Description	Master Interface	Slots	Power Connector, ATX Extend Function
TF-BP-2065P-P4	Wallmount, PCI, 6-Slot Backplane, 4 PCI, Single Segment, ATX	PCI	4/0/2 (PCI/ISA/PICMG_PCI)	ATX, 3-pin ATX extend
TF-BP-2065S-P4	Wallmount, PCISA, 6-Slot Backplane, 4 PCI, 3 PCISA, Single Segment, ATX	PCISA	4/1/0 (PCI/ISA/APCI)	ATX
TF-BP-2065G-P3	Wallmount, PICMG, 6-Slot Backplane, 3 PCI, 3 ISA, Single Segment, ATX	PICMG	3/3/1 (PCI/ISA/PICMG)	ATX, 3-pin ATX extend
TF-BP-2065G-P4	Wallmount, PICMG, 6-Slot Backplane, 4 PCI, 2 ISA, Single Segment, ATX	PICMG	4/2/2 (PCI/ISA/PICMG)	AT, ATX, 3-pin ATX extend
TF-BP-2065H-P3	Wallmount, Backplane, PICMG 1.3, 6-Slot, 3 PCI, 2 PCI-E, Single segment, ATX	PICMG 1.3	3/2/1 (PCI/PCI-E/PICMG 1.3)	ATX
TF-BP-2065I	Wallmount, ISA 6-Slot Backplane, 6 ISA, Single segment, AT/ATX	ISA	(0/6/0)	AT/ATX

CPU Cards Options

Model/Name	Description	Master Interface
TF-FSB-960H	Socket LGA 775, Intel® Core™ 2 Duo/ Core™ 2 Quad (800/1066/1333)	PICMG 1.3
TF-FSB-860B	Socket 478 P4/ Celeron® (400/533 MHz)	PICMG
TF-FSB-865G	Socket 478 P4/ Celeron® (400/533/800 MHz)	PICMG
TF-FSB-866G	Socket LGA 775 P4/ Celeron® D (533/800 MHz)	PICMG
TF-FSB-868G	Socket LGA 775 P4/ P-D/ Celeron® D/ Core™ 2 Duo (533/800/1066 MHz)	PICMG
TF-HSB-965P	Socket 478, Core™ 2 Duo (533/667/800 MHz)	PCI
TF-HSB-945P	Onboard Intel® N270 1.6 GHz	PCI
TF-HSB-811P	Onboard Celeron® M (600 MHz); Socket 479 P-M (1.2 GHz)/ Celeron® M (900 MHz)	PCI
TF-HSB-800P	Onboard Intel® AMD LX 800 Processor	PCI
TF-HSB-910I	Onboard Celeron® M (600 MHz)(400 MHz)	ISA
TF-HSB-800I	Onboard Intel® AMD LX 800 Processor	ISA
TF-HSB-668I	Onboard VIA CoreFusion 533 MHz CPU	ISA
TF-HSB-813S	Socket 479 P-M (2.0 GHz)/ Celeron® M (900 MHz)	PCISA

Ordering Information

Model/Name	Description	Remark
TF-AMC-262-W	Wallmount, 6-Slot Bare Chassis, for PS2 Power, P5_SW (ATX), Color: White	