




**PNEUMATIC AUTOMATION,
MOTION & ELECTRICAL
CONTROL PRODUCT
GUIDE**



2010

Version 3.0






MAC Small 3 Way Valves




MAC Large 3 Way Valves



MAC Small 4 Way Valves



MAC Large 4 Way Valves



MAC Air Pilot Operated Valves



MAC Manual Operated Valves



MAC Pilot Valves







MAC Connectors

MAC Repair Kits

34 Series Inline

Features:




- Vacuum to 120 PSI
- Air or inert gases
- 10mm Wide
- 2 & 3 Way
- NO or NC






Appearance	Part Number	Cv	Port	Electrical	Connector	Price
	 IN 34B-AAA-GDCA-1KV	.06	#10-32	24VDC, 1.8W	18" Leads, Plug-in Diode & LED	\$30.45
	 IN 34B-AAA-GDFA-1KV	.12	#10-32	24VDC, 4.0W	18" Leads, Plug-in Diode & LED	\$30.45

34 Series Circuit Bar Mounted

Features:

- Vacuum to 120 PSI
- Air or inert gases
- 10mm Wide
- 2 & 3 Way
- NO or NC


Appearance	Part Number	Cv	Electrical	Connector	Price
	 IN 34B-L00-GDCA-1KV	.06	24VDC, 1.8W	18" Leads, Plug-in Diode & LED	\$31.45
	 IN 34B-L00-GDFA-1KV	.12	24VDC, 4.0W	18" Leads, Plug-in Diode & LED	\$31.45

Appearance	Part Number	Profile	# of Stations	Port Size	Price
	 IN EBP34B-001B-02	Side Cylinder Ports	2	#10-32	\$9.74
	 IN EBP34B-001B-04	Side Cylinder Ports	4	#10-32	\$16.58
	 IN EBP34B-001B-06	Side Cylinder Ports	6	#10-32	\$23.42
	 IN M-34005	Blanking Plate	-	-	\$3.42

35 Series Inline

Features:

- Vacuum to 120 PSI
- Air or inert gases
- 10mm Wide
- 2 & 3 Way
- NO or NC
- See connector section for DIN connector options
- To convert a BA to CM, add bolt on conduit p/n E-45056

Appearance	Part Number	Cv	Port	Electrical	Connector	Price
	IN 35A-AAA-DAAA-1BA	.17	1/8" NPT	120/60 VAC	18" Leads with Grommet	\$18.20
	IN 35A-AAA-DDBA-1BA	.17	1/8" NPT	12VDC, 5.4W	18" Leads with Grommet	\$18.20
	IN 35A-AAA-DFBA-1BA	.08	1/8" NPT	24VDC, 1.8W	18" Leads with Grommet	\$20.30
	IN 35A-AAA-DDAA-1BA	.15	1/8" NPT	24VDC, 5.4W	18" Leads with Grommet	\$18.20
	IN 35A-AAA-DAAJ-1KJ	.17	1/8" NPT	120/60 VAC	9.4mm DIN, Male Only *	\$21.35
	IN 35A-AAA-DDBJ-1KJ	.17	1/8" NPT	12VDC, 5.4W	9.4mm DIN, Male Only *	\$21.35
	IN 35A-AAA-DFBJ-1KJ	.08	1/8" NPT	24VDC, 1.8W	9.4mm DIN, Male Only *	\$23.45
	IN 35A-AAA-DDAJ-1KJ	.15	1/8" NPT	24VDC, 5.4W	9.4mm DIN, Male Only *	\$21.35

35 Series Manifold Mounted

Features:

- Vacuum to 120 PSI
- Air or inert gases
- 10mm Wide
- 2 & 3 Way
- NO or NC



Appearance	Part Number	Cv	Port	Electrical	Connector	Price
IN	35A-B00-DAAA-1BA	.17	1/8" NPT	120/60 VAC	18" Leads with Grommet	\$19.75
IN	35A-B00-DDBA-1BA	.17	1/8" NPT	12VDC, 5.4W	18" Leads with Grommet	\$19.75
IN	35A-B00-DFBA-1BA	.08	1/8" NPT	24VDC, 1.8W	18" Leads with Grommet	\$21.85
IN	35A-B00-DDAA-1BA	.15	1/8" NPT	24VDC, 5.4W	18" Leads with Grommet	\$19.75
IN	35A-B00-DAAJ-1KJ	.17	1/8" NPT	120/60 VAC	9.4mm DIN, Male Only *	\$22.90
IN	35A-B00-DDCJ-1KJ	.17	1/8" NPT	12VDC, 7.5W	9.4mm DIN, Male Only *	\$22.90
IN	35A-B00-DFBJ-1KJ	.08	1/8" NPT	24VDC, 1.8W	9.4mm DIN, Male Only *	\$25.00
IN	35A-B00-DDAJ-1KJ	.15	1/8" NPT	24VDC, 5.4W	9.4mm DIN, Male Only *	\$22.90







Appearance	Part Number	Ports	Description	Price
IN	35A-0AE	1/8" NPT	Normally Closed Manifold Base	\$9.35
IN	35A-0AF	1/8" NPT	Normally Open Manifold Base	\$9.35
IN	35A-0AJ	1/8" NPT	Normally Closed Manifold Base w/ Regulator Adj Knob	\$24.75
IN	M-35003-01	1/4" NPT	End Plate Kit (1 required per assembly)	\$10.79
IN	N-35006		Isolator, Inlet and Exhaust	\$3.68
IN	N-35007		Isolator, Inlet Only	\$3.68
IN	N-35008		Isolator, Exhaust Only	\$3.68

36 Series Inline

Features:

- Vacuum to 120 PSI
- Air or inert gases
- 2 & 3 Way
- NO or NC









Appearance	Part Number	Cv	Port	Electrical	Connector	Price
 	36A-AAA-JAAA-1GH	.3	1/8" NPT	120/60 VAC	MAC JAC Plug-in w/ rectifier & LED	\$23.95
 	36A-AAA-JDBA-1GD	.3	1/8" NPT	12VDC, 5.4W	MAC JAC Plug-in w/ LED	\$22.90
 	36A-AAA-JDCA-1GD	.3	1/8" NPT	24VDC, 5.4W	MAC JAC Plug-in w/ LED	\$22.90











36 Series Manifold Mounted

Features:

- Vacuum to 120 PSI
- Air or inert gases
- 2 & 3 Way
- NO or NC



Appearance	Part Number	Cv	Port	Electrical	Connector	Price
 	36A-J00-00-JAAP-1FH	.3	-	120/60 VAC	Base Plug-in w/ Rectifier & LED	\$27.60
 	36A-J00-00-JDBP-1FE	.3	-	12VDC, 5.4W	Base Plug-in w/ Diode & LED	\$27.05
 	36A-J00-00-JDCP-1FE	.15	-	24VDC, 2.4W	Base Plug-in w/ Diode & LED	\$27.05













Appearance	Part Number	Ports	Description	Price
 	36A-0SA-AE	1/8" NPT	Normally Closed Manifold Base	\$16.84
 	36A-0SA-AG	1/8" NPT	Normally Closed Manifold Base w/ Regulator Adj Knob	\$33.30
 	M-46003-01	1/4" NPT	End Plate Kit (1 required per assembly)	\$16.32
 	28502		Isolator, Exhaust Only	\$1.30
 	28501		Isolator, Inlet Only	\$1.30

200 Series Inline

Features:

- Vacuum to 120 PSI
- Air or inert gases
- High Spring Return
- 2 & 3 Way
- NO or NC









Appearance	Part Number	Cv	Port	Electrical	Connector	Price
 IN	224B-111BA	.50	1/8" NPT	120/60 VAC	18" Leads with Grommet	\$38.85
 IN	224B-601BA	.50	1/8" NPT	12VDC, 9.5W	18" Leads with Grommet	\$38.85
 IN	224B-611BA	.50	1/8" NPT	24VDC, 8.5W	18" Leads with Grommet	\$38.85
 IN	225B-111BA	.50	1/4" NPT	120/60 VAC	18" Leads with Grommet	\$38.85
 IN	225B-601BA	.50	1/4" NPT	12VDC, 9.5W	18" Leads with Grommet	\$38.85
 IN	225B-611BA	.50	1/4" NPT	24VDC, 8.5W	18" Leads with Grommet	\$38.85
 IN	224B-111JM	.50	1/8" NPT	120/60 VAC	11mm DIN, Male Only *	\$42.00
 IN	224B-601JM	.50	1/8" NPT	12VDC, 9.5W	11mm DIN, Male Only *	\$42.00
 IN	224B-611JM	.50	1/8" NPT	24VDC, 8.5W	11mm DIN, Male Only *	\$42.00
 IN	225B-111JM	.50	1/4" NPT	120/60 VAC	11mm DIN, Male Only *	\$42.00
 IN	225B-601JM	.50	1/4" NPT	12VDC, 9.5W	11mm DIN, Male Only *	\$42.00
 IN	225B-611JM	.50	1/4" NPT	24VDC, 8.5W	11mm DIN, Male Only *	\$42.00




200 Series Manifold Mounted

Features:

- Vacuum to 120 PSI
- Air or inert gases
- High Spring Return
- 2 & 3 Way
- NO or NC



Appearance	Part Number	Cv	Port	Electrical	Connector	Price
 IN	250B-111BA	.50	-	120/60 VAC	18" Leads with Grommet	\$40.95
 IN	250B-601BA	.50	-	12VDC, 9.5W	18" Leads with Grommet	\$40.95
 IN	250B-611BA	.50	-	24VDC, 8.5W	18" Leads with Grommet	\$40.95
 IN	250B-111JM	.50	-	120/60 VAC	11mm DIN, Male Only *	\$44.10
 IN	250B-601JM	.50	-	12VDC, 9.5W	11mm DIN, Male Only *	\$44.10
 IN	250B-611JM	.50	-	24VDC, 8.5W	11mm DIN, Male Only *	\$44.10

Appearance	Part Number	Ports	Description	Price
 IN	206	1/8" NPT	Normally Closed or Open Manifold Base	\$13.00
 IN	207	1/4" NPT	Normally Closed or Open Manifold Base	\$13.00
 IN	A2-5003-01	1/4" NPT	End Plate Kit (1 required per assembly)	\$13.16

52 Series Inline

Features:

- 20 to 120 PSI
- Air or inert gases
- 2 & 3 Way
- Normally Closed
- Cv = 1.5



Appearance	Part Number	Pilot Type	Electrical	Connector	Price
✓ IN	52A-11-B0A-DM-DJAJ-1KJ	Internal	120/60 VAC	9.4mm DIN, Male Only*	\$47.45
✓ IN	52A-11-B0B-DM-DJAJ-1KJ	External	120/60 VAC	9.4mm DIN, Male Only*	\$49.00
✓ IN	52A-11-B0A-DM-DFBJ-1KJ	Internal	24VDC, 1.8W	9.4mm DIN, Male Only*	\$49.55
✓ IN	52A-11-B0B-DM-DFBJ-1KJ	External	24VDC, 1.8W	9.4mm DIN, Male Only*	\$51.10

52 Series Manifold Mounted

Features:

- 20 to 120 PSI
- Air or inert gases
- 2 & 3 Way
- Normally Closed



Appearance	Part Number	Ports	Description	Price
✓ IN	CBM052A-00ABA-02	3/8" NPT Inlet & Exhaust, 1/4" NPT Cylinder Ports	2 Station Add-a-Unit w/ End Plate Kit	\$19.74
✓ IN	CBM052A-00ABA-04	3/8" NPT Inlet & Exhaust, 1/4" NPT Cylinder Ports	4 Station Add-a-Unit w/ End Plate Kit	\$29.74
✓ IN	CBM052A-00ABA-06	3/8" NPT Inlet & Exhaust, 1/4" NPT Cylinder Ports	6 Station Add-a-Unit w/ End Plate Kit	\$39.74
✓ IN	CBM052A-01AEA-01	3/8" NPT Inlet & Exhaust, 1/4" NPT Cylinder Ports	Add-a-Unit Middle Station Includes hardware	\$7.11
✓ IN	M-04001		Valve Blanking Plate	\$3.42

55 Series Inline

Features:

- 30 to 150 PSI
- Balanced Spool design
- 2 & 3 Way
- Normally Closed
- Cv = 2.2
- 3/8" NPT Ports



Appearance	Part Number	Electrical	Connector	Price
✓ IN	55B-12-PI-111BA	120/60 VAC	18" Leads with Grommet	\$55.20
✓ IN	55B-12-PI-601BA	12VDC, 8.5W	18" Leads with Grommet	\$55.20
✓ IN	55B-12-PI-501BA	24VDC, 6W	18" Leads with Grommet	\$55.20
✓ IN	55B-12-PI-111JM	120/60 VAC	11mm DIN, Male Only *	\$58.35
✓ IN	55B-12-PI-601JM	12VDC, 8.5W	11mm DIN, Male Only *	\$58.35
✓ IN	55B-12-PI-501JM	24VDC, 6W	11mm DIN, Male Only *	\$58.35





MAC Large 3 Way Valves

56 Series Inline

Features:

- 25 to 150 PSI
- Balanced Spool Design
- 2 & 3 Way
- Normally Closed
- Cv = 5.7



Appearance	Part Number	Port	Pilot Type	Electrical	Connector	Price
 IN	56C-13-111JM	1/2" NPT	Internal	120/60 VAC	11mm DIN, Male Only *	\$88.70
 IN	56C-33-111JM	1/2" NPT	External	120/60 VAC	11mm DIN, Male Only *	\$88.70
 IN	56C-13-591JM	1/2" NPT	Internal	24VDC, 2.5W	11mm DIN, Male Only *	\$88.70
 IN	56C-33-591JM	1/2" NPT	External	24VDC, 2.5W	11mm DIN, Male Only *	\$88.70

44 Series Inline

Features:

- Vacuum to 120 PSI
- Air or inert gases
- 10mm Wide
- 4 Way




Appearance	Part Number	Cv	Port	Electrical	Connector	Price
IN	44B-AAA-GDAA-1KV	.06	#10-32	24VDC, 1.0W	18" Leads, Plug-in Diode & LED	\$39.85
IN	44B-AAA-GDCA-1KV	.06	#10-32	24VDC, 1.8W	18" Leads, Plug-in Diode & LED	\$37.50
IN	44B-AAA-GDFA-1KV	.10	#10-32	24VDC, 4.0W	18" Leads, Plug-in Diode & LED	\$37.50

44 Series Circuit Bar Mounted

Features:

- Vacuum to 120 PSI
- Air or inert gases
- 10mm Wide
- 4 Way




Appearance	Part Number	Cv	Port	Electrical	Connector	Price
IN	44B-L00-GDAA-1KV	.06	#10-32	24VDC, 1.0W	18" Leads, Plug-in Diode & LED	\$39.85
IN	44B-L00-GDCA-1KV	.06	#10-32	24VDC, 1.8W	18" Leads, Plug-in Diode & LED	\$37.50
IN	44B-L00-GDFA-1KV	.10	#10-32	24VDC, 4.0W	18" Leads, Plug-in Diode & LED	\$38.30

Appearance	Part Number	Profile	# of Stations	Port Size	Price
IN	EBP44B-001B-02	Side Cylinder Ports	2	#10-32	\$19.47
IN	EBP44B-001B-04	Side Cylinder Ports	4	#10-32	\$30.53
IN	EBP44B-001B-06	Side Cylinder Ports	6	#10-32	\$41.58
IN	M-44003	Blanking Plate	-	-	\$3.42

45 Series Inline

Features:

- Vacuum to 120 PSI
- Air or inert gases
- 4 Way
- Direct Solenoid Operated
- See connector section for DIN connector options
- To convert a BA to CM, add bolt on conduit p/n E-45056


Appearance	Part Number	Cv	Port	Electrical	Connector	Price
	45A-AA1-DAAA-1BA	.15	1/8" NPT	120/60 VAC	18" Leads with Grommet	\$28.35
	45A-AA1-DDBA-1BA	.15	1/8" NPT	12VDC, 5.4W	18" Leads with Grommet	\$28.35
	45A-AA1-DFBA-1BA	.10	1/8" NPT	24VDC, 1.8W	18" Leads with Grommet	\$30.45
	45A-AA1-DDAA-1BA	.15	1/8" NPT	24VDC, 5.4W	18" Leads with Grommet	\$28.35
	45A-AA1-DAAJ-1KJ	.15	1/8" NPT	120/60 VAC	9.4mm DIN, Male Only *	\$31.50
	45A-AA1-DDBJ-1KJ	.15	1/8" NPT	12VDC, 5.4W	9.4mm DIN, Male Only *	\$31.50
	45A-AA1-DFBJ-1KJ	.10	1/8" NPT	24VDC, 1.8W	9.4mm DIN, Male Only *	\$31.50
	45A-AA1-DDAJ-1KJ	.15	1/8" NPT	24VDC, 5.4W	9.4mm DIN, Male Only *	\$31.50

45 Series Manifold Mounted

Features:

- Vacuum to 120 PSI
- Air or inert gases
- 4 Way
- Direct Solenoid Operated



Appearance	Part Number	Cv	Port	Electrical	Connector	Price
	45A-L00-DAAA-1BA	.15	1/8" NPT	120/60 VAC	18" Leads with Grommet	\$28.35
	45A-L00-DDBA-1BA	.15	1/8" NPT	12VDC, 5.4W	18" Leads with Grommet	\$28.35
	45A-L00-DFBA-1BA	.10	1/8" NPT	24VDC, 1.8W	18" Leads with Grommet	\$30.45
	45A-L00-DDAA-1BA	.15	1/8" NPT	24VDC, 5.4W	18" Leads with Grommet	\$28.35
	45A-L00-DAAJ-1KJ	.15	1/8" NPT	120/60 VAC	9.4mm DIN, Male Only *	\$31.50
	45A-L00-DDCJ-1KJ	.15	1/8" NPT	12VDC, 7.5W	9.4mm DIN, Male Only *	\$31.50
	45A-L00-DFBJ-1KJ	.10	1/8" NPT	24VDC, 1.8W	9.4mm DIN, Male Only *	\$33.60
	45A-L00-DDAJ-1KJ	.15	1/8" NPT	24VDC, 5.4W	9.4mm DIN, Male Only *	\$31.50

Appearance	Part Number	Ports	Description	Price
	45A-0AC	1/8" NPT	Manifold Base	\$9.65
	45A-0AD	1/8" NPT	Manifold Base w/ flow control	\$15.40
	45A-0AJ	1/8" NPT	Manifold Base w/regulator w/ locking knob	\$24.75
	45A-0AK	1/8" NPT	Manifold Base w/flow control & regulator w/ knob	\$30.70
	M-45008-01	1/4" NPT	End Plate Kit (1 required per assembly)	\$10.26
	M-45010	-	Blank Station Plate	\$3.16
	N-45008	-	Isolator, Inlet and Exhaust	\$2.89
	N-45009	-	Isolator, Inlet Only	\$2.89
	N-45010	-	Isolator, Exhaust Only	\$2.89

46 Series Inline

Features:

- Vacuum to 120 PSI
- Air or inert gases
- 4 Way
- Direct Solenoid Operated
- Oval Coil Technology



Appearance	Part Number	Cv	Port	Electrical	Connector	Price
	46A-AA1-JAAA-1GH	.30	1/8" NPT	120/60 VAC	MAC JAC Plug-in w/ rectifier & LED	\$34.10
	46A-AA1-JDBA-1GD	.30	1/8" NPT	12VDC, 5.4W	MAC JAC Plug-in w/ LED	\$33.05
	46A-AA1-JDCA-1GD	.30	1/8" NPT	24VDC, 2.4W	MAC JAC Plug-in w/ LED	\$33.05
	46A-AA1-JAA0-1KJ	.30	1/8" NPT	120/60 VAC	9.4mm DIN, Male Only *	\$33.35
	46A-AA1-JDB0-1KJ	.30	1/8" NPT	12VDC, 5.4W	9.4mm DIN, Male Only *	\$33.35
	46A-AA1-JDC0-1KJ	.30	1/8" NPT	24VDC, 2.4W	9.4mm DIN, Male Only *	\$33.35

46 Series Plug-in Manifold Mounted

Features:

- Vacuum to 120 PSI
- Air or inert gases
- 4 Way
- Direct Solenoid Operated



Appearance	Part Number	Cv	Electrical	Connector	Price
	46A-L00-JAAP-1FH	.30	120/60 VAC	Rectifier & LED	\$33.60
	46A-L00-JDBP-1FE	.30	12VDC, 5.4W	Diode & LED, Positive Commons	\$33.60
	46A-L00-JDCP-1FE	.30	24VDC, 1.8W	Diode & LED, Positive Commons	\$33.60
	46A-L00-JDAP-1FE	.30	24VDC, 5.4W	Diode & LED, Positive Commons	\$33.60

Appearance	Part Number	Ports	Description	Price
	46A-0SA-AC	1/8" NPT	Manifold Base	\$16.65
	46A-0SA-AD	1/8" NPT	Manifold Base, Side Cylinder Ports, w/ flow control	\$27.35
	46A-0SA-AE	1/8" NPT	Manifold Base, Side Cylinder Ports w/regulator w/ slotted stem	\$33.30
	M-46003-01	1/4" NPT	End Plate Kit (1 required per assembly)	\$16.32
	46A-0MA-EC	1/8" NPT	MAConnect Single Solenoid Base	\$25.75
	M-46006-01-01	1/4" NPT	MAConnect Left End Plate	\$8.68
	M-46005-25-2	1/4" NPT	MAConnect Right End 25 Pin Sub-D, Positive Common	\$86.20
	PR46A-ABAA	-	Sandwich Regulator w/knob, Gauge Port, 0-120 PSI	\$35.26
	FC46A-AA	-	Sandwich Flow Control	\$22.89
	M-46002	-	Blank Station Plate	\$10.79
	28501	-	Isolator—Inlet MAConnect	\$1.30
	28502	-	Isolator—Exhaust MAConnect	\$1.30
	VT-D25	-	25 Pin Sub-D Connector Cable, 10'	\$70.15


24 Series Plug-In MAConnect

Features:

- 10mm Wide
- Solenoid Pilot Operated
- Cv= 0.4
- 4 way
- M7 Cylinder Ports



Plug-in LEFT



Plug-in RIGHT

Appearance	Part Number	Description	Price
------------	-------------	-------------	-------



24A-00-CA1	Valve base, SS, M7 Ports	\$24 .00
24A-00-CA2	Valve base, DS, M7 Ports	\$25.00


Appearance	Part Number	Description	Price
------------	-------------	-------------	-------



24A-00-CA3	Valve base, SS, M7 Ports	\$24 .00
24A-00-CA4	Valve base, DS, M7 Ports	\$25.00

Appearance	Part Number	Description	Price
	24A-AA-000-EM2-RDDP-1FB	Valve only SS, 2 Position, 24 VDC 2.4W with LED	\$44.85
	24A-AA-000-EM2-RDDP-1FB=7576	Valve only SS, 2 Position, 24 VDC 2.4W with LED, Negative Commons	\$44.85
	24A-BA-000-EM2-RDDP-1FB	Valve only DS, 2 Position, 24 VDC 2.4W with LED	\$72.95
	24A-BA-000-EM2-RDDP-1FB=7536	Valve only DS, 2 Position, 24 VDC 2.4W with LED, Negative Commons	\$72.95
	24A-EA-000-EM2-RDDP-1FB	Valve only DS, 3 Position Closed Center, 24 VDC 1.8w with LED	\$82.40
	24A-EA-000-EM2-RDDP-1FB=7536	Valve only DS, 3 Position Closed Center, 24 VDC 2.4W with LED, Negative Commons	\$82.40
	24A-FA-000-EM2-RDDP-1FB	Valve only DS, 3 Position Open center, 24 VDC 2.4W with LED	\$82.40
	24A-FA-000-EM2-RDDP-1FB=7536	Valve only DS, 3 Position Open center, 24 VDC 2.4W with LED, Negative Commons	\$82.40
	24A-GG-000-EM2-RDDP-1FB	Valve only DS, 3 Position Pressure Center, 24 VDC 2.4W with LED	\$82.40
	24A-GG-000-EM2-RDDP-1FB=7536	Valve only DS, 3 Position Pressure Center, 24 VDC 2.4W with LED, Negative Commons	\$82.40

24 Series Plug-In MAConnect










Plug-In Left End Plates

Plug-In Right End Plates

Appearance	Part Number	Description	Price	Appearance	Part Number	Description	Price
	 M-24006-01-01=1770	End Plate Left End	\$20.90		 M-24006-03-01=1770	End Plate Right End	\$20.90
	 M-24007-253=5627	Right End 25 Pin D-Sub Connector	\$99.30		 M-24007-251=2627	Left End 25 Pin D-Sub Connector	\$99.30

24 Series Accessories for MAConnect Plug-in Valves

Appearance	Part Number	Description	Price
	FC24A-AB	Sandwich Flow Control	\$25.00
	PR24A-AAAA	Sandwich Pressure Regulator	\$40.70
	M-24004	Blank Station Cover Plate	\$10.65
	M-24010-01	MAConnect 16 Output Adapter for Cube 67	\$86.84
	28568	Inlet Isolator	\$1.30
	28569	Exhaust Isolator (Port #5)	\$1.30
	28570	Exhaust Isolator (Port #3)	\$1.30

400 Series Inline



Features:

- Solenoid Pilot Operated
- Cv = 1.0
- 4 Way

Single Solenoid Valves w/ 1/4" NPT Inlet & Cylinders Ports, 1/8" NPT Exhaust Ports

Appearance	Part Number	Pilot Type	Electrical	Connector	Price
	411A-B0A-DM-DJAJ-1KJ	Internal	120/60 VAC	9.4mm DIN, Male Only *	\$47.45
	411A-B0A-DM-DFBJ-1KJ	Internal	24VDC, 1.8W	9.4mm DIN, Male Only *	\$49.55

Double Solenoid Valves w/ 1/4" NPT Inlet & Cylinders Ports, 1/8" NPT Exhaust Ports

Appearance	Part Number	Pilot Type	Electrical	Connector	Price
	421A-B0A-DM-DJAJ-1KJ	Internal	120/60 VAC	9.4mm DIN, Male Only *	\$81.15
	421A-B0A-DM-DFBJ-1KJ	Internal	24VDC, 1.8W	9.4mm DIN, Male Only *	\$88.45

Double Solenoid, Three Position, Closed Center Valves w/ 1/4" NPT Inlet & Cylinders Ports, 1/8" NPT Exhaust Ports

Appearance	Part Number	Pilot Type	Electrical	Connector	Price
	451A-B0A-DM-DJAJ-1KJ	Internal	120/60 VAC	9.4mm DIN, Male Only *	\$90.85
	451A-B0A-DM-DFBJ-1KJ	Internal	24VDC, 1.8W	9.4mm DIN, Male Only *	\$95.05


Double Solenoid, Three Position, Open Center Valves w/ 1/4" NPT Inlet & Cylinders Ports, 1/8" NPT Exhaust Ports

Appearance	Part Number	Pilot Type	Electrical	Connector	Price
	461A-B0A-DM-DJAJ-1KJ	Internal	120/60 VAC	9.4mm DIN, Male Only *	\$90.85
	461A-B0A-DM-DFBJ-1KJ	Internal	24VDC, 1.8W	9.4mm DIN, Male Only *	\$95.05

Double Solenoid, Three Position, Pressure Center Valves w/ 1/4" NPT Inlet & Cylinders Ports, 1/8" NPT Exhaust Ports

Appearance	Part Number	Pilot Type	Electrical	Connector	Price
	471A-B0A-DM-DJAJ-1KJ	Internal	120/60 VAC	9.4mm DIN, Male Only *	\$90.85
	471A-B0A-DM-DFBJ-1KJ	Internal	24VDC, 1.8W	9.4mm DIN, Male Only *	\$95.05

400 Series Add-A-Unit Manifold



Appearance	Part Number	Port	Description	Price
	CBM403A-00ABA-02	3/8" NPT	2 Station Add-a-Unit (includes end plate kit)	\$32.11
	CBM403A-00ABA-04	3/8" NPT	4 Station Add-a-Unit (includes end plate kit)	\$50.53
	CBM403A-00ABA-06	3/8" NPT	6 Station Add-a-Unit (includes end plate kit)	\$68.95
	CBM403A-00AEA-01	3/8" NPT	Add-a-Unit Middle Station (includes hardware)	\$11.58
	M-04001	-	Blank Station Plate	\$3.42
	28408	-	Isolator Disc, 1 required for inlet, 2 required for exhaust	\$2.60

92 Series Plug-In



Features:

- Solenoid Pilot Operated
- Cv = 1.2
- 4 Way

Single Solenoid Valve, Two Position with Lights in Body, No Base

Appearance	Part Number	Pilot Type	Electrical	Price
✓IN	92B-AAB-000-DM-DJAP-1DG	Internal	120/60 VAC and ground wire	\$56.32
✓IN	92B-AAF-000-DM-DFBP-1DM	Internal	24VDC, 1.8W with diode	\$57.63

Double Solenoid Valve, Two Position with Lights in Body, No Base

Appearance	Part Number	Pilot Type	Electrical	Price
✓IN	92B-BAB-000-DM-DJAP-1DG	Internal	120/60 VAC and ground wire	\$89.47
✓IN	92B-BAF-000-DM-DFBP-1DM	Internal	24VDC, 1.8W with diode	\$92.11

Double Solenoid Valve, Three Position Closed Center with Lights in Body, No Base

Appearance	Part Number	Pilot Type	Electrical	Price
✓IN	92B-EAB-000-DM-DJAP-1DG	Internal	120/60 VAC and ground wire	\$100.25
✓IN	92B-EAF-000-DM-DFBP-1DM	Internal	24VDC, 1.8W with diode	\$103.68

Double Solenoid Valve, Three Position Open Center with Lights in Body, No Base

Appearance	Part Number	Pilot Type	Electrical	Price
✓IN	92B-FAB-000-DM-DJAP-1DG	Internal	120/60 VAC and ground wire	\$101.05
✓IN	92B-FAF-000-DM-DFBP-1DM	Internal	24VDC, 1.8W with diode	\$103.68

Double Solenoid Valve, Three Position Pressure Center with Lights in Body, No Base

Appearance	Part Number	Pilot Type	Electrical	Price
✓IN	92B-GAB-000-DM-DJAP-1DG	Internal	120/60 VAC and ground wire	\$107.11
✓IN	92B-GAF-000-DM-DFBP-1DM	Internal	24VDC, 1.8W with diode	\$109.74

92 Series Individual & Add-A-Unit Bases



Appearance	Part Number	Description	Price
✓IN	92B-000-BAA	Single Solenoid Individual Base, 1/4" NPT	\$15.79
✓IN	92B-000-CAA	Single Solenoid Individual Base, 3/8" NPT	\$15.79
✓IN	92B-000-BJA	Manifold Base 1/4" NPT, Side Ported	\$21.84
✓IN	92B-000-CJA	Manifold Base 3/8" NPT, Side Ported	\$23.16
✓IN	M-92004-01-01	Manifold End Plate Kit, Internal Pilot, 3/8" NPT	\$22.89
✓IN	M-92004-02-01	Manifold End Plate Kit, External Pilot, 3/8" NPT	\$22.11
✓IN	N-92018	Isolator Disc, MACConnect only (1 required for Inlet, 2 required for Exhaust)	\$2.89
✓IN	M-92002	Blank Station Cover Plate	\$10.53
✓IN	32848	Conduit Plug	\$3.40








MAC Large 4 Way Valves

92 Series Manifold Base MAConnect








Features:

- 3/8" NPTF Cylinder Inlet and Exhaust Ports
- 25 Pin Sub D Connector

Appearance	Part Number	Description	Price
 IN	92B-000-CJ3=1705	Single Solenoid, Middle Station, Negative Common	\$28.42
 IN	92B-000-CJ4=1705	Double Solenoid, Middle Station, Negative Common	\$29.47
 IN	92B-000-CL3=1705	Single Solenoid, Left End Station, Negative Common	\$33.68
 IN	92B-000-CL4=1705	Double Solenoid, Left End Station, Negative Common	\$34.74
 IN	M-92012-25-3	Right End Block with 25 pin Sub-D Connector, Negative Common	\$86.84
 IN	N-92018	Isolator Disc, MAConnect only (1 required for Inlet, 2 required for Exhaust)	\$2.89
 IN	VT-D25	10' 25 Pin Sub-D Connector Cable	\$76.00

92 Series Accessories for Manifold Valves

Appearance	Part Number	Description	Price
 IN	FC92B-AA	Sandwich Flow Control, Single Solenoid	\$16.32
 IN	FC92B-BA	Sandwich Flow Control, Double Solenoid	\$19.47
 IN	PR92C-JAAA	Sandwich Pressure Regulator with Knob, Single Solenoid	\$48.68
 IN	PR92C-KAAA	Sandwich Pressure Regulator with Knob, Double Solenoid	\$51.84
 IN	N-92006-01	0-120 PSI, Pressure Gauge with Fitting Kit	\$15.53

93 Series Inline



Features:

- Single solenoid
- 5/2 function

Part Number	Port Size	Electrical	Price
IN 93A-AJ0-B0J-DM-DJAJ-1JB	3/8" NPT	120/60 VAC	\$101.30
IN 93A-AJ0-B0J-DM-DDAJ-1JB	3/8" NPT	24 VDC, 5.4W	\$101.30
IN 93A-AJ0-C0J-DM-DJAJ-1JB	1/2" NPT	120/60 VAC	\$101.30
IN 93A-AJ0-C0J-DM-DDAJ-1JB	1/2" NPT	24 VDC, 5.4W	\$101.30

93 Series Plug-In



Features:

- Solenoid Pilot Operated
- Cv = 3.8
- 5/2, 5/3 Function

Single Solenoid Valve, Two Position with Lights in Body, No Base

Appearance	Part Number	Pilot Type	Electrical	Price
IN	93A-AAB-000-DM-DJAP-1DG	Internal	120/60 VAC and ground wire	\$87.63
IN	93A-AAB-000-DM-DFBP-1DM	Internal	24VDC, 1.8W with diode	\$88.95

Double Solenoid Valve, Two Position with Lights in Body, No Base

Appearance	Part Number	Pilot Type	Electrical	Price
IN	93A-BAB-000-DM-DJAP-1DG	Internal	120/60 VAC and ground wire	\$121.84
IN	93A-BAB-000-DM-DFBP-1DM	Internal	24VDC, 1.8W with diode	\$124.47

Double Solenoid Valve, Three Position Closed Center with Lights in Body, No Base

Appearance	Part Number	Pilot Type	Electrical	Price
IN	93A-EAB-000-DM-DJAP-1DG	Internal	120/60 VAC and ground wire	\$132.89
IN	93A-EAB-000-DM-DFBP-1DM	Internal	24VDC, 1.8W with diode	\$135.83

Double Solenoid Valve, Three Position Open Center with Lights in Body, No Base

Appearance	Part Number	Pilot Type	Electrical	Price
IN	93A-FAB-000-DM-DJAP-1DG	Internal	120/60 VAC and ground wire	\$132.89
	93A-FAB-000-DM-DFBP-1DM	Internal	24VDC, 1.8W with diode	\$135.53

93 Series Individual & Add-A-Unit Bases











Appearance	Part Number	Description	Price
IN	93A-000-BAA	Single Solenoid Individual Base, 3/8" NPT	\$20.79
IN	93A-000-CAA	Single Solenoid Individual Base, 1/2" NPT	\$20.79
IN	93A-000-BJA	Add-A-Unit Manifold Base 3/8" NPT, Side Ported	\$31.58
IN	93A-000-CJA	Add-A-Unit Manifold Base 1/2" NPT, Side Ported	\$31.58
IN	M-93001-01-01	Manifold End Plate Kit, Internal Pilot, 3/8" NPT	\$27.11
IN	M-93001-02-01	Manifold End Plate Kit, External Pilot, 3/8" NPT	\$26.32
IN	FC93A-AB	SANDWICH FLOW CONTROL W/ LOCKING KNOB	\$60.00
IN	PR93A-GAAA	PRESSURE REG. W/ KNOB 0-120 PSI	\$78.68
IN	32848	Conduit Plug	\$3.40










93 Series Manifold Base MAConnect

Features:












- 25 Pin Sub D Connector

Appearance	Part Number	Description	Price
 IN	93A-000-BJ3=1705	Single Solenoid, 3/8 Port, Middle Station, Negative Common	\$41.32
 IN	93A-000-BJ4=1705	Double Solenoid, 3/8 Port, Middle Station, Negative Common	\$41.32
 IN	93A-000-CJ3=1705	Single Solenoid, 1/2 Port, Middle Station, Negative Common	\$41.32
 IN	93A-000-CJ4=1705	Double Solenoid, 1/2 Port, Middle Station, Negative Common	\$41.32
 IN	M-93014-01-01	Left End Fastening Plat Int. Pilot	\$16.32
 IN	M-93012-25-3=1705	Right End Block with 25 pin Sub-D Connector, Negative Common	\$86.84
 IN	N-93008	Isolator Disc Inlet or Exhaust	\$2.89
 IN	VT-D25	10' 25 Pin Sub-D Connector Cable	\$76.00










6500 Series Plug-In Valve Bodies

Appearance	Part Number	Description	Price
	 IN	6511B-000-PM-111DA Single Solenoid, 2 Position, No Base, 120 VAC	\$98.65
	 IN	6511B-000-PM-611DA Single Solenoid, 2 Position, No Base, 24 VDC	\$98.65
	 IN	6521B-000-PM-111DA Double Solenoid, 2 Position, No Base, 120 VAC	\$131.15
	 IN	6521B-000-PM-611DA Double Solenoid, 2 Position, No Base, 24 VDC	\$131.15
	 IN	6531B-000-PM-111DA Double Solenoid, 3 Position CC, No Base, 120 VAC	\$143.65
	 IN	6531B-000-PM-611DA Double Solenoid, 3 Position CC, No Base, 24 VDC	\$143.65
	 IN	6541B-000-PM-111DA Double Solenoid, 3 Position OC, No Base, 120 VAC	\$143.65
	 IN	6541B-000-PM-611DA Double Solenoid, 3 Position OC, No Base, 24 VDC	\$143.65







6500 Series Plug-In Bases and Accessories

Appearance	Part Number	Ports	Description	Price	
	 IN	6500B-111	3/8" NPT Individual Base	\$22.65	
	 IN	6500B-211	1/2" NPT Individual Base	\$22.65	
	 IN	6500B-311	3/4" NPT Individual Base	\$39.60	
	 IN	6500B-411	3/8" NPT Manifold Base	\$61.00	
	 IN	6500B-511	1/2" NPT Manifold Base	\$61.00	
	 IN	6500B-611	3/4" NPT Manifold Base	\$61.00	
	 IN	N-65002-01		Manifold Fastening Kit	\$1.58
	 IN	28309		Inlet Isolator	\$2.85
	 IN	28310		Exhaust Isolator	\$8.85
 IN	N-65009		Blank Station Cover Plate	\$25.26	

6600 Series Plug-In Valve Bodies

Appearance	Part Number	Description	Price
	 6611A-000-PM-111DA	Single Solenoid, 2 Position, No Base, 120 VAC	\$157.40
	 6611A-000-PM-611DA	Single Solenoid, 2 Position, No Base, 24 VDC	\$157.40
	 6621A-000-PM-111DA	Double Solenoid, 2 Position, No Base, 120 VAC	\$188.90
	 6621A-000-PM-611DA	Double Solenoid, 2 Position, No Base, 24 VDC	\$188.90
	 6631A-000-PM-111DA	Double Solenoid, 3 Position CC, No Base, 120 VAC	\$211.55
	 6631A-000-PM-611DA	Double Solenoid, 3 Position CC, No Base, 24 VDC	\$211.55
	 6641A-000-PM-111DA	Double Solenoid, 3 Position OC, No Base, 120 VAC	\$211.55
	 6641A-000-PM-611DA	Double Solenoid, 3 Position OC, No Base, 24 VDC	\$211.55

6600 Series Plug-In Bases and Accessories

Appearance	Part Number	Ports	Description	Price
	6600A-211	3/4" NPT	Individual Base	\$53.95
	6600A-311	1" NPT	Individual Base	\$53.95
	6600A-411	3/4" NPT	Manifold Base	\$176.80
	6600A-511	1" NPT	Manifold Base	\$176.80
	N-66002-01		Manifold Fastening Kit	\$2.11
	28367		Inlet and Exhaust Isolator	\$5.50

1100 Series

Features:

- 3 Way, NO-NC



Appearance	Part Number	Port	Price
IN	1111A-111	1/8"	\$23.70
IN	1113A-111	1/4"	\$24.70

55 Series

Features:

- 3 Way, NC



Appearance	Part Number	Port	Price
IN	55B-11-RA	1/4"	\$42.20
IN	55B-12-RA	3/8"	\$42.20

56 Series

Features:

- 3 Way, NC



Appearance	Part Number	Port	Price
IN	56C-52-RA	3/8"	\$65.40
IN	56C-53-RA	1/2"	\$65.40
IN	56C-57-RA	3/4"	\$65.40

1800 Series

Features:

- 4 Way



Appearance	Part Number	Ports	Description	Price
IN	180001-112-0003	1/4"	Single Air Pilot	\$32.50
IN	180003-112-0003	1/4"	Double Air Pilot	\$36.95

900 Series

Features:

- 4 Way



Appearance	Part Number	Ports	Description	Price
IN	911B-RA	1/8"	Single Air Pilot	\$27.63
IN	912B-RA	1/4"	Single Air Pilot	\$28.68
IN	921B-RA	1/8"	Double Air Pilot	\$28.68
IN	922B-RA	1/4"	Double Air Pilot	\$28.68

1100 Series



Features:

- 3 Way, NO-NC

Appearance	Part Number	Ports	Description	Price
✓ IN	1111A-011	1/8"	Cam Roller Parallel	\$20.85
✓ IN	1111A-023	1/8"	Lever Lock Pull Perpendicular	\$20.30
✓ IN	1111A-024	1/8"	Lever Non-Lock Perpendicular	\$18.75
✓ IN	1111A-036 RED	1/8"	Palm Button	\$17.70
✓ IN	1111A-038 RED	1/8"	Palm Button w/Guard	\$24.75
✓ IN	1111A-038 GREEN	1/8"	Palm Button w/Guard	\$24.75
✓ IN	1111A-038 WHITE	1/8"	Palm Button w/Guard	\$24.75
✓ IN	1113A-011	1/4"	Cam Roller Parallel	\$21.85
✓ IN	1113A-023	1/4"	Lever Lock Pull Perpendicular	\$21.30
✓ IN	1113A-024	1/4"	Lever Non-Lock Perpendicular	\$19.75
✓ IN	1113A-036 RED	1/4"	Palm Button	\$18.70
✓ IN	1113A-036 GREEN	1/4"	Palm Button	\$18.70
✓ IN	1113A-036 WHITE	1/4"	Palm Button	\$18.70
✓ IN	1113A-038 RED	1/4"	Palm Button w/Guard	\$25.75
✓ IN	1113A-038 GREEN	1/4"	Palm Button w/Guard	\$25.75
✓ IN	1113A-038 WHITE	1/4"	Palm Button w/Guard	\$25.75

1800 Series



Features:











- 4 Way

Appearance	Part Number	Ports	Description	Price
✓ IN	180001-112-0014	1/4"	Lever Cam Parallel	\$36.15
✓ IN	180001-112-0023	1/4"	Lever Locking Pull Perpendicular	\$36.15
✓ IN	180001-112-0024	1/4"	Lever Non-Lock Pull Perpendicular	\$34.55
✓ IN	180001-112-0036 RED	1/4"	Palm Button	\$34.05
✓ IN	180001-112-0039	1/4"	Push Palm Button	\$36.15

Part Number	Voltage	Used on Series	Price
IN 130B-111JM	120 VAC	56 Series	\$28.90
IN 130B-591JM	24 VDC		\$28.90
IN DMB-DJAJ-1KJ-1	120 VAC	52,67, 400, 92 & 93 Series	\$31.00
IN DMB-DFBJ-1KJ-1	24 VDC		\$33.00
IN TM-DAAP-1DA	120 VAC	82 Series	\$22.37
IN TM-DDAP-1DA	24 VDC		\$22.37
IN PME-111DABE	120 VAC	800, 900, 6100, 6200, 6300, 6500, 6600, IS01, IS02, IS03, MAC125 & MAC250 Series	\$26.32
IN PME-611DABE	24 VDC		\$26.32

Connectors

Appearance	Part Number	Valve Connector Code	Voltage	Description	Price
IN	E-45007	KA	N/A	Mini Din	\$2.35
IN	E-45007-AA	KD	120 VAC	Mini Din w/Light	\$5.75
IN	E-45007-DA	KD	24 VDC	Mini Din w/Light	\$5.79
IN	E-45009-DA	KE	24 VDC	Mini Din w/Light & Diode	\$7.80
IN	E-45010-AA	KF	120 VAC	Mini Din w/Light & MOV	\$8.95
IN	E-01007	JB	N/A	Rectangular	\$2.37
IN	E-01013-11	JD	120 VAC	Rectangular w/Light	\$6.84
IN	E-01013-61	JD	24 VDC	Rectangular w/Light	\$6.84
IN	E-02006	JA	N/A	Square	\$2.37
IN	E-02007-11	JC	120 VAC	Square w/Light	\$6.58
IN	E-02007-61	JC	24 VDC	Square w/Light	\$7.05
IN	E-45056	CA or CM	N/A	Metal Bolt-on Conduit for 35/45 type coil	\$4.47

Part Number	Series	Description	Price
 IN 35A-AAA	35A	Inline Body	\$10.55
 IN 35A-B00	35A	Base Mount Body	\$12.10
 IN 225B-00000	200B	Inline Body	\$21.60
 IN 250B-00000	200B	Base Mount Body	\$23.65
 IN K-52001	52A	3W NC Single Operator	\$13.95
 IN K-52006	52A	3W NO Single Operator	\$23.16
 IN K-55001	55B	NC Body Repair Kit	\$12.63
 IN K-55002	55B	NO Body Repair Kit	\$12.63
 IN K-56003	56C	Main Valve Repair Kit NC	\$27.63
 IN K-56004	56C	Main Valve Repair Kit NO	\$30.79
 IN 45A-AA1	45A	Inline Body	\$17.70
 IN 45A-L00	45A	Base Mount Body	\$28.35
 IN K-04001	400A	2 Position, Single Operator, Single Pressure	\$14.74
 IN K-04002	400A	2 Position, Double Operator, Single Pressure	\$14.74
 IN K-04003	400A	2 Position, Single Operator, Dual Pressure	\$17.89
 IN K-04005	400A	3 Position, Closed Center	\$31.58
 IN K-04006	400A	3 Position, Open Center	\$31.58
 IN K-04007	400A	3 Position, Single Pressure, Pressure Center	\$31.58
 IN K-04008	400A	3 Position, Dual Pressure, Pressure Center	\$20.00
 IN K-92001	92B	2 Position, Single Pressure, Single Operator	\$17.63
 IN K-92002	92B	2 Position, Single Pressure, Double Operator	\$18.68
 IN K-92003	92B	2 Position, Dual Pressure, Single Operator	\$21.05
 IN K-92004	92B	2 Position, Dual Pressure, Double Operator	\$22.11
 IN K-92005	92B	3 Position, Closed Center	\$40.00
 IN K-92006	92B	3 Position, Open Center	\$40.00
 IN K-92007	92B	3 Position, Single Pressure Center	\$44.68
 IN K-93001	93A	2 Position, Single Pressure, Single Operator	\$57.89
 IN K-93002	93A	2 Position, Single Pressure, Double Operator	\$58.95
 IN K-93003	93A	2 Position, Dual Pressure, Single Operator	\$55.79
 IN K-93004	93A	2 Position, Dual Pressure, Double Operator	\$56.84
 IN K-93005	93A	3 Position, Closed Center	\$109.74
 IN K-93006	93A	3 Position, Open Center	\$111.58
 IN K-93008	93A	3 Position, Dual Pressure, Pressure Center	\$111.58

