



THE RELIABLE SOURCE

Switching Adapter (Universal)

30W-40W
SNP-T03 Series
SNP-T04 Series

Output Specifications:

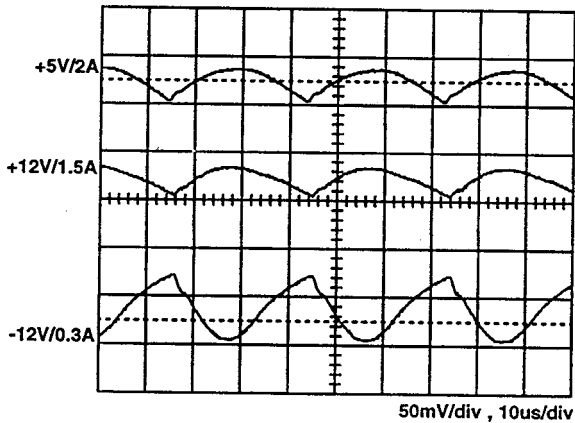
MODEL NO.	OUTPUT RAIL	LOAD			VOLTAGE ACCURACY	RIPPLE NOISE	LINE REG.	LOAD REG.
		MIN.	RATED	PEAK				
30W								
SNP-T031	+5V +12V -12V	0A 0A 0A	2A 1.5A 0.3A	3A 2.4A 0.5A	+4.95V~+5.05V +11.4V~+12.6V -11.8V~-13.2V	50mV 120mV 120mV	±1% ±1% ±1%	±3% ±5% ±5%
SNP-T033	+5V +12V	0A 0A	2A 1.5A		+4.95V~+5.05V +11.4V~+12.6V	50mV 120mV	±1% ±1%	±3% ±5%
SNP-T035	+18V	0A	2A		+16.2V~+19.8V	100mV	±1%	±3%
SNP-T036	+5V	0A	5A		+4.90V~+5.10V	50mV	±1%	±7%
SNP-T037	+12V	0A	2.5A		+11.4V~+12.6V	100mV	±1%	±3%
SNP-T038	+15V	0A	2A		+14.25V~+15.75V	100mV	±1%	±3%
SNP-T039	+24V	0A	1.5A		+22.8V~+25.2V	100mV	±1%	±3%
SNP-T03M	+9V -9V	0A 0A	1.7A 1.7A		+8.91V~+9.09V -8.55V~-9.45V	90mV 90mV	±1% ±1%	±5% ±8%
SNP-T03N	+5V -5V	0.5A 0.5A	3A 3A		+4.90V~+5.20V -4.95V~-5.15V	50mV 50mV	±2% ±2%	±3% ±5%
40W								
SNP-T041	+5V +12V -12V	1A 0.1A 0A	7A 0.5A 0.1A	0.3A	+4.95V~+5.15V +11.4V~+12.6V -11V~-13.2V	70mV 50mV 50mV	±2% ±2% ±2%	±3% ±5% ±10%

Note:

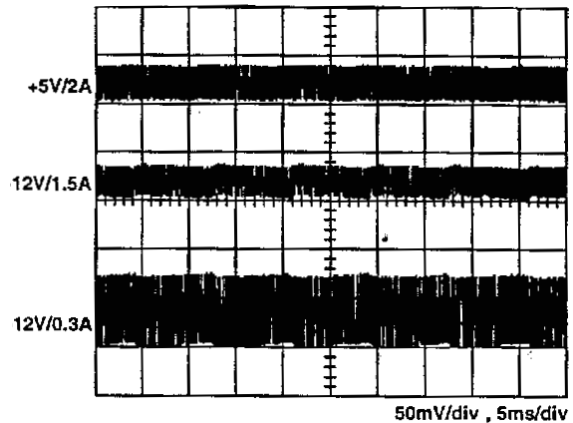
1. Each output can provide up to peak load separately when the power supply starts up. Continuous staying in more than rated load is not allowed.
2. At factory, in 60% rated load condition, each output is checked to be within voltage accuracy.
3. Line Regulation is defined by changing ±10% of input voltage from nominal line at rated load.
4. Load regulation is defined by changing ±40% of measured output load from 60% rated load at another output set to 60% rated load.
5. Ripple & Noise is measured by using 15MHz bandwidth limited oscilloscope and terminated each output with a 0.47uF capacitor at rated load and nominal line.
6. Hold up time is measured from the end of the last charging pulse to the time which the main output drops down to low limit of main output at rated load and nominal line.
7. Efficiency is measured at rated load, and nominal line, without output cable.

Performance for SNP-T031:

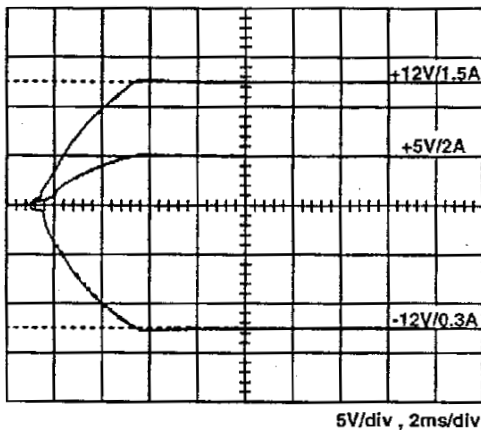
1. Switching frequency ripple



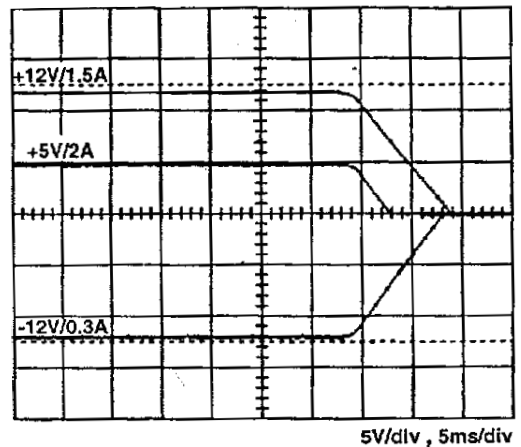
2. Line Frequency ripple



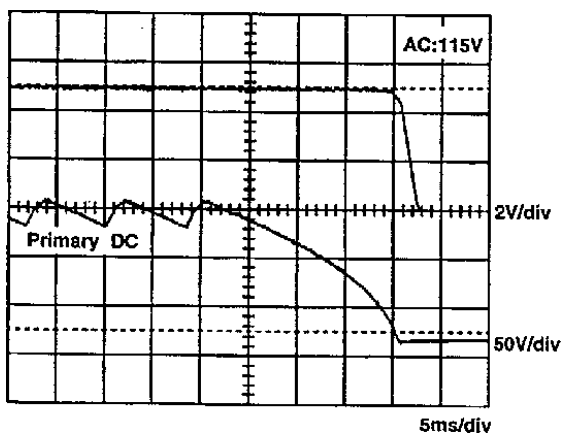
3. Output turn on wave form



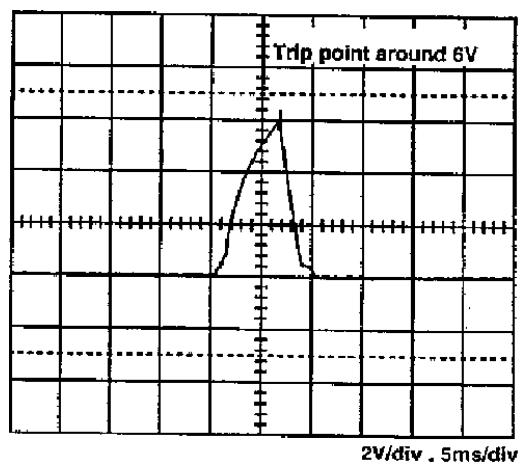
4. Output turn off wave form



5. Hold-up time

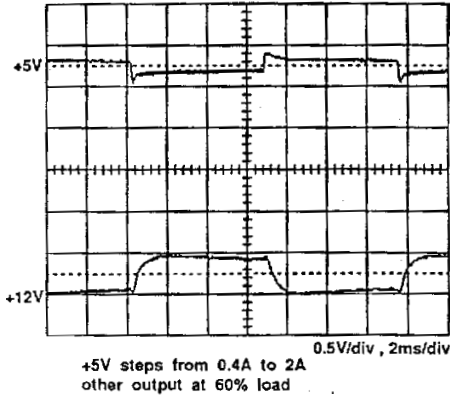


6. Over voltage protection

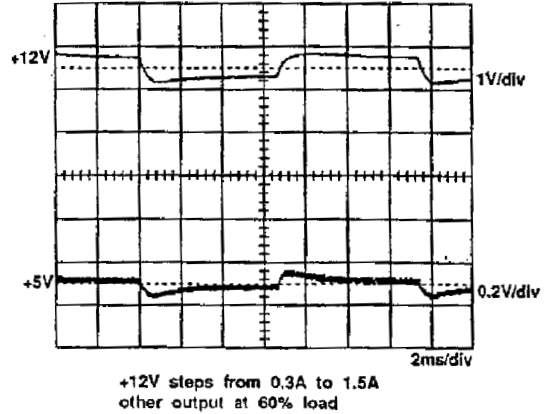


-James-

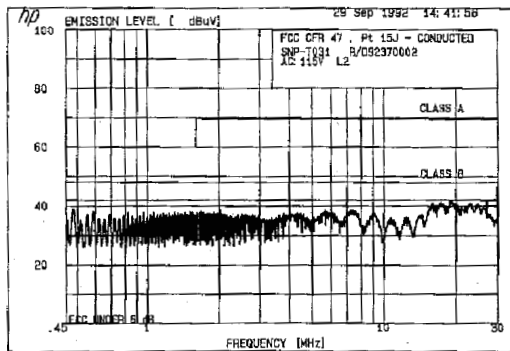
7. +5V step response



8. +12V step response



9. FCC B performance



10. VFG 243 performance

