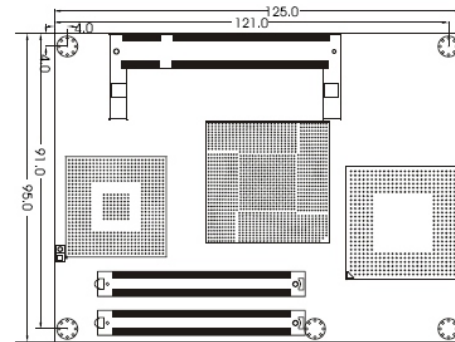



# COM-1811CLNA

COM-Express Dual-core Low-power SBC/VGA/LVDS/SDVO/TV-Out



## Features

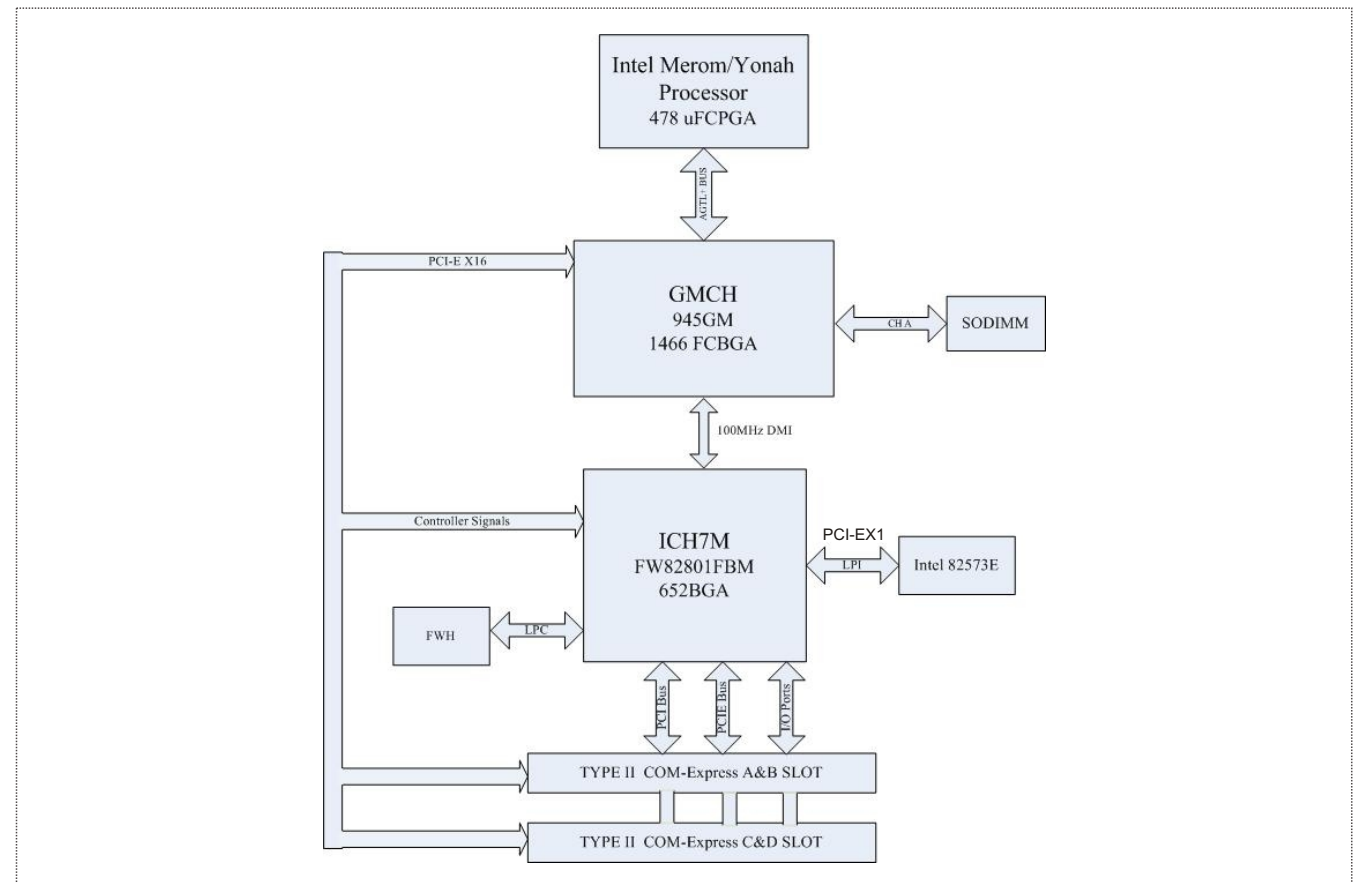
- Supports 533/667 MHz FSB Core™ 2 Duo, Pentium® M processor
- Intel® 945GM + ICH7MDH chipset
- One DDR2 533/667MHz SODIMM slot up to 2GB
- Carrier board: 8 x USB 2.0, 2 x Serial port, 1 x LPT, 1 x PS/2, 2 x SATA, 1 x IDE

## Specifications

System	
Product Type	PICMG COM-Express R1.0 Type II
Processor	667MHz FSB Core™ 2 Duo CPU, supporting 533/667MHz FSB Core™ Duo Pentium® CPU (Combined with Radisys COM Core Board)
Chipset	945GM + ICH7MDH
Memory	1 x 200-pin SODIMM socket, DDR2 533/667 MHz up to 2GB
Hardware Monitor	Monitors the system voltage, temperature, fan speed, etc. and offers one PWM fan control
Watchdog Timer	N/A
Expansion Interface	Via carrier board EDB-COM01
Storage	
IDE	One ATA-100 IDE interface, supporting two IDE devices
Serial ATA	2 x SATA
Floppy	N/A
I/O Interface	
USB	8 x USB2.0
Serial Port	N/A
Parallel Port	N/A
IrDA	N/A
GPIO	N/A
Audio	Integrates HD-Audio. Supports Mic-in/Line-in/Speaker-out

Display	
Display Controller	Intel® 945GM integrated, supporting VGA, LVDS and TV-OUT
Ethernet	
Ethernet Controller	Intel® 82573E 10/100/1000Mbps Ethernet controller
Speed	10/100/1000Mbps
Connector	RJ45 via carrier board
Mechanical and Environmental	
Dimensions	125mm x 95mm
Operating Temperature	0 C-60 C
Storage Temperature	N/A
Operating Humidity	5%-90%, non-condensing
Power	
Power Supply	Supports +12V power (via carrier board)
Power Consumption	N/A
Operating System	
Windows OS	Windows 2000/ Windows XP
Embedded OS	Linux/XP Embedded
Carrier Board(Optional)	
Model	EDB-COM01
Expansion Bus	1 x PCI-E x16, 1 x PCI-E x4, 1 x PCI-E x1, 1 x PCI
Network	1 x RJ45 interface
Storage	1 x IDE port, 1 x CompactFlash socket
I/O Interface	1 x Parallel port, 1 x RS-232, 1 x RS-232/422/485 serial port; 1 x PS/2, audio, 8 x USB 2.0
Operating Temperature	0 C-60 C

## Board Diagram



## Available Accessories

Part Number	Name	Description	Qty.
—	Driver CD/Protective film/RoHS	COM-1811CLNA	1
2330-000011	Jumper/RoHS	2.0mm pitch	2
—	Setup Guide/RoHS	AMI/BIOS Setup Guide (for CORE8)	1
—	User's Manual/RoHS	COM-1811CLNA	1

## Ordering Information

Part Number	Model Number	Description
0030-011541	COM-1811CLNA/English version	Motherboard/RoHS/English version
0030-006610	COM-1811CLNA	Motherboard
0030-006611	COM-1811CLNA	Motherboard/RoHS
0030-007680	COM-1811CLNA/Conformal coating	Motherboard/Conformal coating
0030-007681	COM-1811CLNA/Conformal coating	Motherboard/RoHS/Conformal coating
0030-011550	COM-1811CLNA/Conformal coating/English version	Motherboard/Conformal coating/English version
0030-011551	COM-1811CLNA/Conformal coating/English version	Motherboard/RoHS/Conformal coating/English version
0030-011540	COM-1811CLNA/English version	Motherboard/English version
—	EDB-COM01	Backplane