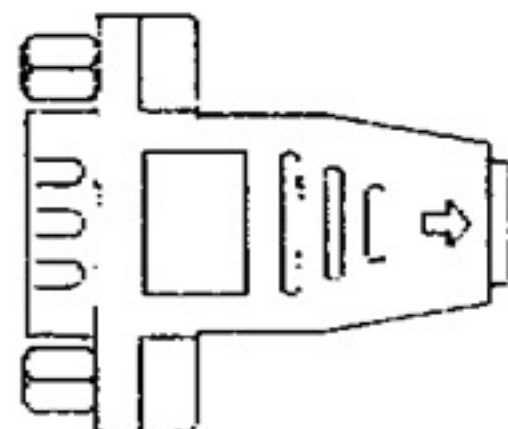
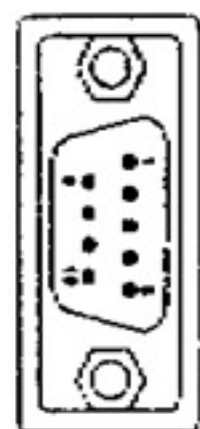


A B C D E F

DATE BY	REVISION
VC/86	△

DB9 MALE

MINI DIN 6PIN FEMALE



**MAT'L:**

1. JUMP WIRE: (UL-007) #26 4C+(GROUND)
2. BOTH CONNECTORS WITH NORMAL TYPE
3. DB9 MALE WITH NUT (#4-40UNC) TYPE
4. ALLOVER MOLDED WITH BEIGE PVC
5. BOTH CONNECTOR INSULATOR WITH BLACK COLOR

**NOTE:**

1. COLOR: BEIGE
2. MOLDED TYPE
3. MINI DIN 6PIN FEMALE (DETAIL)

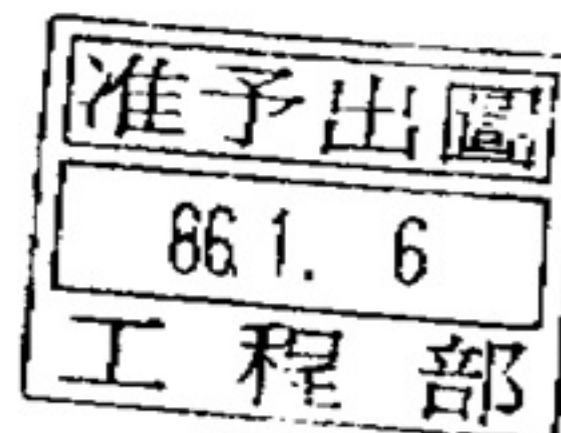
△ **CONFIGURATION:**

DB9M		MINI 6F
1	—————	1
5	—————	3
7	—————	4
6	—————	5
SHIELD	—————	SHIELD

MINI DIN 6F



FRONT VIEW



**PN# AB401**

△ \*MODIFY: CONFIGURATION CHANGE VC/86 1.6

DRAWN	CHECK	APPRO	DATE	28 DEC, 1996	PART NO	AB401	TITLE	ADAPTOR	ASSMANN ELECTRONICS
VC			UNIT		DRAWN NO	TA403M03	DB9 MALE-MIN DIN 6PIN FEMALE	REMARK	
12/28			MAT'L		TOLERANCE	UNLESS OTHERWISE ALL TOLERANCES ERROR ARE 10%			
			SCALE						