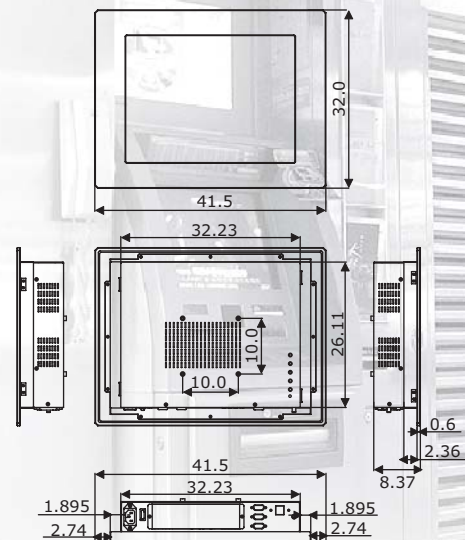


BPC-9215

15" High Speed Panel PC with Touch Screen, MainBoard, 120W AT/180W ATX P/S



Features

- Aluminum front panel design
- 15" TFT color panel display
- Built-in OSD key, touch screen
- BPC-9215-C w/HS-1752, 100~240V AC in 180W ATX P/S, provides Intel® P-M/C-M processor, 6 x COM, 6 x USB2.0
- BPC-9215-E w/HS-2615+VIA V4 Eden 1GHz CPU, 100~240V AC in 120W AT P/S, provides 4 x COM, 4 x USB2.0
- BPC-9215-F w/HS-1754+Intel® Atom™ 330, 100~240V AC in 180W ATX P/S, provides 1 x COM, 6 x USB2.0
- BPC-9215-Q w/HS-1750, 100~240V AC in 180W ATX P/S, provides Intel® C-M/Core™ Duo/Core™ 2 Duo processor, 4 x COM, 6 x USB2.0, DVI display
- Onboard graphics, dual GB ethernet, audio controller
- 1 x 2.5" HDD space
- 2 x 4cm ball bearing cooling fan
- Option for Wireless LAN module, open frame type

Display

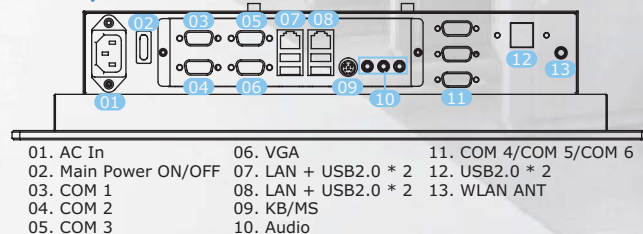
- LCD Size**
15"
- Max Resolution**
1024(H) x 768(V) pixels RGB strip arrangement
- Brightness (cd/m²)**
300 cd/m² (Center 1 points Typ.)
- LCD Color**
16.7M colors (6-bit with A-FRC)
- Pixel Pitch (mm)**
0.297 x 0.297
- OSD**
Provides OSD function
- Touch Screen**
15" resistive

Mechanical

- Thermal System**
2 x 4cm ball bearing cooling fan
- Dimensions (LxHxW)**
41.5 x 32.0 x 8.37 cm
- Cut Out Size (LxH)**
36.4 x 26.7 cm
- Operation/Storage Temperature**
0~+50 degrees C/-20~+70 degrees C
- EMC**
FCC/CE
- Front Panel Protection**
Meet IP65
- Power Supply**
100~240V AC in 180W ATX power supply
100~240V AC in 120W AT power supply (only BPC-9215-E)

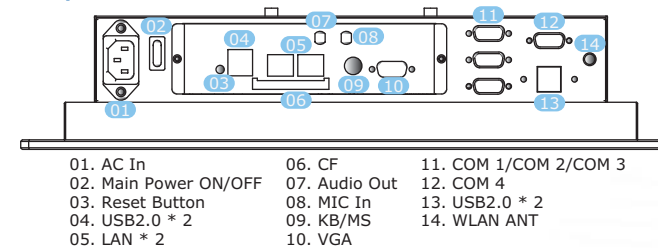
System

- BPC-9215-C**
- SBC Model**
HS-1752
- CPU**
Intel® Pentium® M/Celeron® M processor in the u-FCPGA 478 package (option)
- BIOS**
Award BIOS with 4Mb SPI Flash EEPROM
- System Chipset**
Intel® 915GME/ICH6-M
- System Memory**
2 x 240-pin DIMM sockets up to 2GB DDR2 SDRAM
- Display Chipset**
Intel® 915GME
- Audio Chipset**
RealTek ALC655 5.1CH audio codec
- Ethernet Chipset**
Dual RealTek RTL8111B 10/100/1000 Mbps LAN
Provides Wireless LAN Module (option)
- Drive Bay**
1 x 2.5" HDD space
- Watchdog Timer**
Reset: 1 sec.~255 min. and 1 sec. or 1 min./step
- External I/O**
6 x COM, VGA, 2 x LAN, 6 x USB2.0, PS/2 KB/MS, MIC In, Line In, Line Out
- Rear I/O**



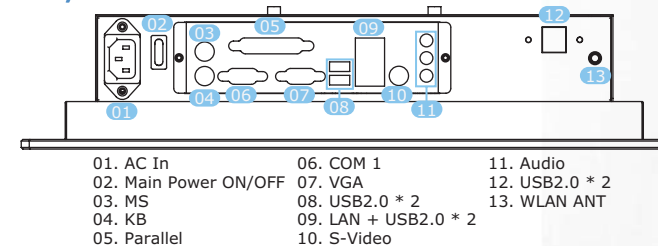
BPC-9215-E

- SBC Model**
HS-2615
- CPU**
VIA V4 Eden 1GHz CPU
- BIOS**
Award PnP Flash BIOS
- System Chipset**
VIA CX700(M)
- System Memory**
1 x 200-pin SO-DIMM socket up to 1GB DDR2 SDRAM
- Display Chipset**
VIA CX700(M)
- Audio Chipset**
VIA VT1708A
- Ethernet Chipset**
Dual RealTek RTL8139DL 10/100 Mbps LAN
Provides Wireless LAN Module (option)
- Drive Bay**
1 x 2.5" HDD space
- Storage**
1 x Type II CF socket
- Watchdog Timer**
Software programmable time-out intervals from 1~255 sec. or 1~255 min.
- External I/O**
4 x USB2.0, 2 x LAN, CF, Audio Out, MIC In, PS/2 KB/MS, VGA, 4 x COM
- Rear I/O**



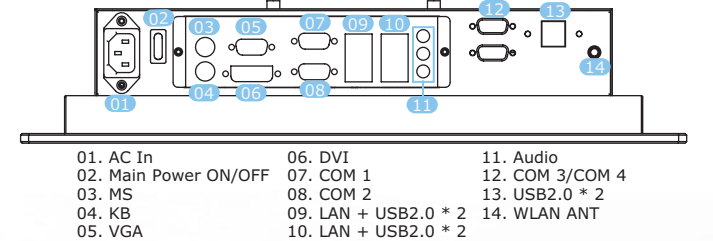
BPC-9215-F

- SBC Model**
HS-1754
- CPU**
Integrated Dual-Core Intel® Atom™ processor 330 with a 533MHz system bus
- BIOS**
Intel® BIOS (resident in the SPI Flash device)
- System Chipset**
Intel® 945GC/ICH7
- System Memory**
1 x 240-pin DIMM socket up to 2GB DDR2 SDRAM
- Display Chipset**
Intel® 945GC
- Audio Chipset**
RealTek ALC662 audio codec
- Ethernet Chipset**
RealTek RTL8111C 10/100/1000 Mbps LAN
Provides Wireless LAN Module (option)
- Drive Bay**
1 x 2.5" HDD space
- External I/O**
PS/2 MS, PS/2 KB, Parallel, 1 x COM, VGA, 6 x USB2.0, 1 x LAN, S-Video, Line In, Line Out, MIC In
- Rear I/O**



BPC-9215-Q

- SBC Model**
HS-1750
- CPU**
Intel® Celeron® M/Core™ Duo/Core™ 2 Duo processor (option)
- BIOS**
Award BIOS with 4Mb Flash EEPROM
- System Chipset**
Intel® 945GME/ICH7-M
- System Memory**
2 x 200-pin SO-DIMM sockets up to 4GB DDR2 SDRAM
- Display Chipset**
CRT: Intel® 945GME
DVI: Chronitel CH7307
- Audio Chipset**
RealTek ALC655 5.1CH audio codec
- Ethernet Chipset**
Dual Marvell 88E8053 10/100/1000 Mbps LAN
Provides Wireless LAN Module (option)
- Drive Bay**
1 x 2.5" HDD space
- Watchdog Timer**
Reset: 1 sec.~255 min. and 1 sec. or 1 min./step
- External I/O**
PS/2 MS, PS/2 KB, VGA, DVI, 4 x COM, 2 x LAN, 6 x USB2.0, MIC In, Line In, Line Out
- Rear I/O**



Ordering Guide

- BPC-9215-C**
15" Panel PC w/TFT Panel, Touch Screen, HS-1752, 180W ATX P/S
- BPC-9215-E**
15" Panel PC w/TFT Panel, Touch Screen, HS-2615(w/1GHz CPU, CF), 120W AT P/S
- BPC-9215-F**
15" Panel PC w/TFT Panel, Touch Screen, HS-1754(w/Atom™ 330), 180W ATX P/S
- BPC-9215-Q**
15" Panel PC w/TFT Panel, Touch Screen, HS-1750, 180W ATX P/S
- OPC-9215-C**
15" Open Frame Panel PC w/TFT Panel, Touch Screen, HS-1752, 180W ATX P/S
- OPC-9215-E**
15" Open Frame Panel PC w/TFT Panel, Touch Screen, HS-2615(w/1GHz CPU, CF), 120W AT P/S
- OPC-9215-F**
15" Open Frame Panel PC w/TFT Panel, Touch Screen, HS-1754(w/Atom™ 330), 180W ATX P/S
- OPC-9215-Q**
15" Open Frame Panel PC w/TFT Panel, Touch Screen, HS-1750, 180W ATX P/S

Accessory Options
Table Top Metal Stand, CPU, Memory Module, Wireless LAN Module, 2.5" HDD