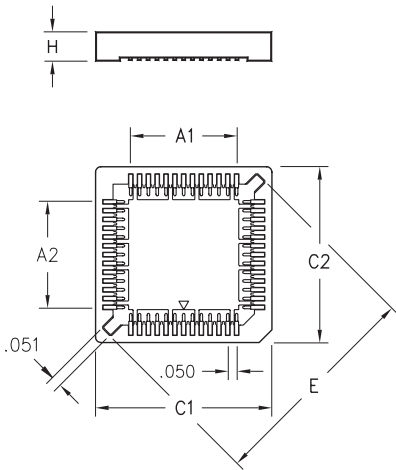

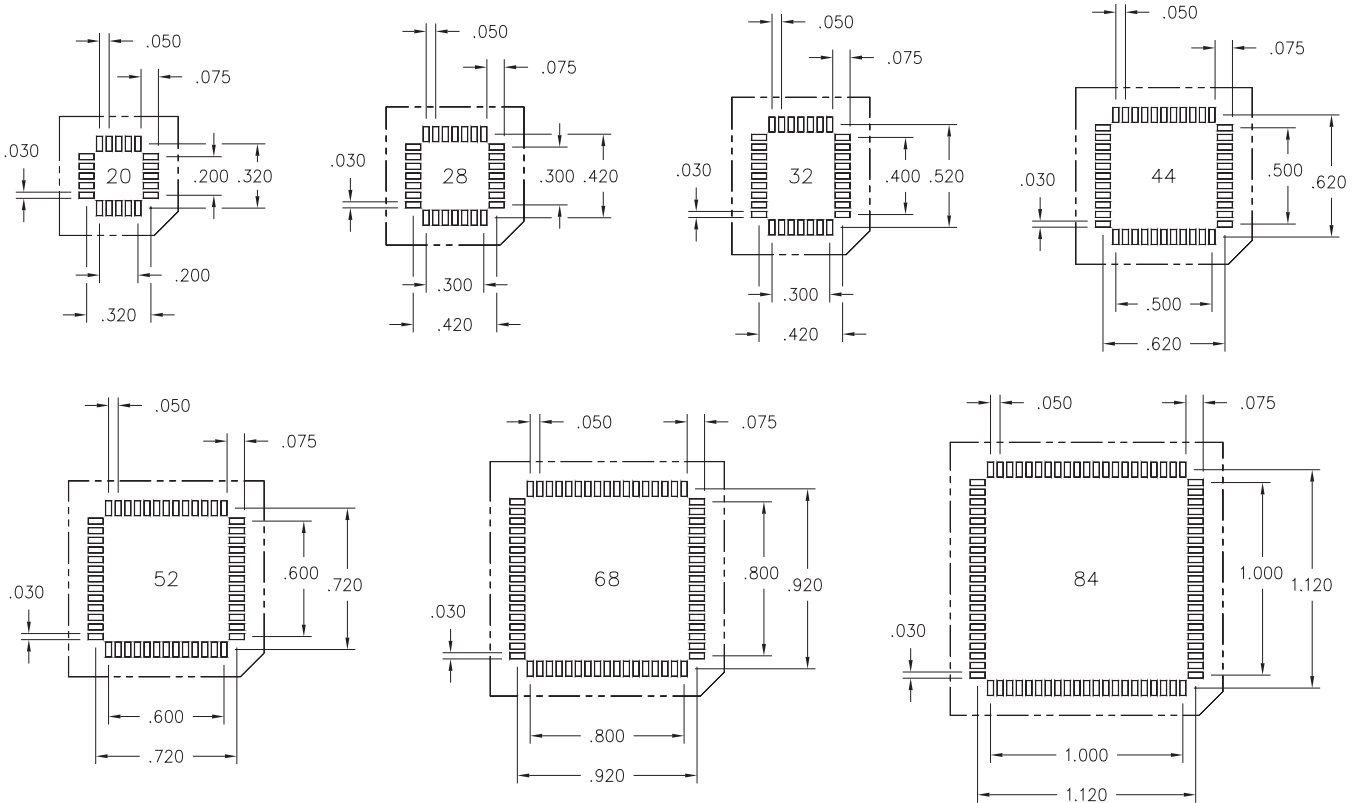


- Note: End stackable.
- Designed for JEDEC type devices.
- Open frame design in solder area improves results of IR soldering and facilitates visual inspection of solder pads.
- Contacts are plated with 150 μ tin.
- The insulator is molded PPS (Ryton R-4).



PCB LAYOUT FOR SURFACE MOUNT

For Electrical,
Mechanical & Environmental
Data, See pg. 113



* RECTANGULAR

| No. of Contacts | Ordering Information | - A1 - | - A2 - | - C1 - | - C2 - | - E - | - H - | Qty. per Tube | Tape Width mm | Qty. per Reel |
|-----------------|-----------------------|--------|--------|--------|--------|-------|-------|---------------|---------------|---------------|
| 20 | 540-44-020-17-40000X | 0.200 | 0.200 | 0.585 | 0.585 | 0.657 | 0.180 | 34 | 24 | 490 |
| 28 | 540-44-028-17-40000X | 0.300 | 0.300 | 0.685 | 0.685 | 0.799 | 0.180 | 29 | 32 | 400 |
| 32* | 540-44-032-17-40000X* | 0.300 | 0.400 | 0.670 | 0.770 | 0.885 | 0.148 | 26 | 32 | 400 |
| 44 | 540-44-044-17-40000X | 0.500 | 0.500 | 0.885 | 0.885 | 1.082 | 0.180 | 22 | 44 | 250 |
| 52 | 540-44-052-17-40000X | 0.600 | 0.600 | 1.000 | 1.000 | 1.224 | 0.180 | 20 | 44 | 250 |
| 68 | 540-44-068-17-40000X | 0.800 | 0.800 | 1.202 | 1.202 | 1.507 | 0.180 | 16 | 44 | 220 |
| 84 | 540-44-084-17-40000X | 1.000 | 1.000 | 1.400 | 1.400 | 1.791 | 0.180 | 14 | 56 | 200 |

Packaging Codes: X = 0 (Tubes)
X = 4 (Tape & Reel)