


SOM-6760

Intel® Atom™ Processor SCH US15W COM-Express Compact Module

NEW



Features

- Embedded Intel® Atom™ Z510/Z530 processor + System Controller Hub US15W
- Intel GMA 500, Microsoft DirectX 9, H.264, MPEG2, MPEG4, HW decoder, Supports 24-bit LVDS/VGA
- Supports one DDR2-533 memory SODIMM socket up to 2 GB
- Supports 1 PCIe x1, 4 PCI Master, LPC, 1 IDE, 8 USB 2.0, AC97/HDA, 4-bit SDIO1.1
- Supports embedded software APIs and Utility

Software APIs:



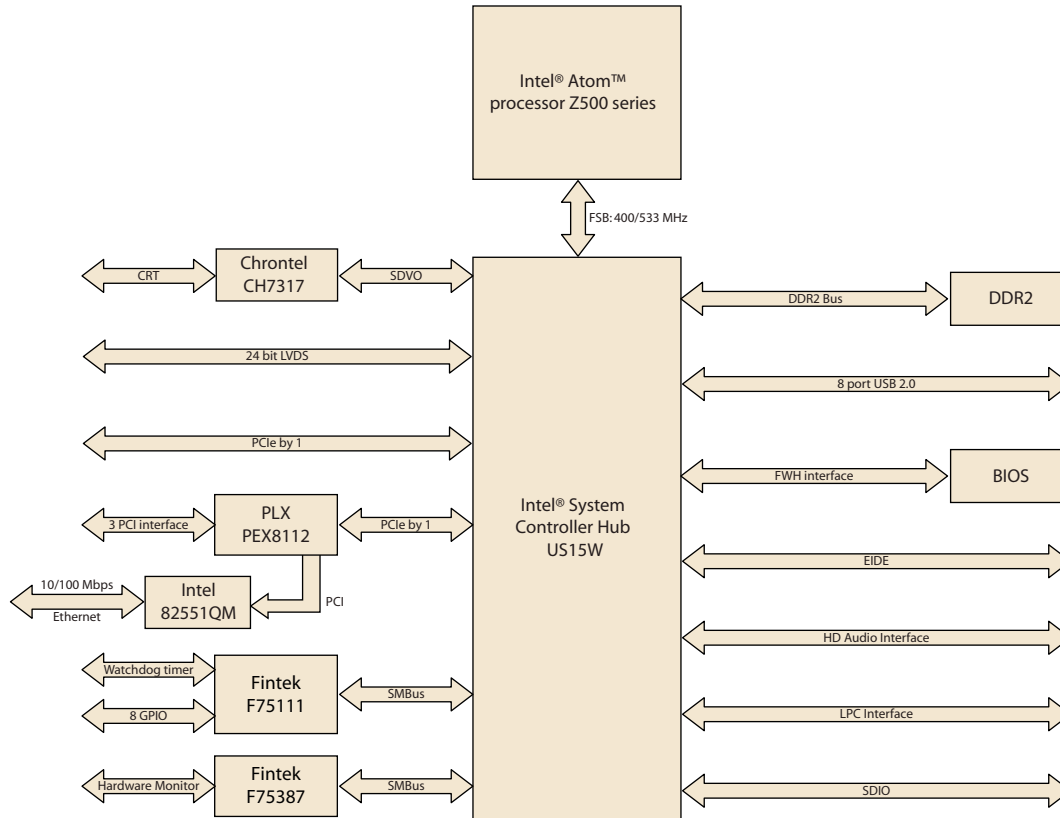
Utilities:



Specifications

Form Factor	COM-Express Compact Module, Type II Pin-out.	
Processor System	CPU	Intel Atom processor Z510 1.1 GHz, Z530 1.6 GHz
	Front Side Bus	400/533 MHz
	System Chipset	Intel System Controller Hub US15W
	BIOS	AWARD 4 Mbit Flash BIOS
Memory	Technology	DDR2 400/533 MHz, Device widths of x16
	Max. Capacity	up to 2 GB
	Socket	1 x 200-pin SODIMM socket
Display	Chipset	Intel SCH US15W
	VRAM	Shared system memory up to 256 MB
	Graphics Engine	Intel GMA 500
		DirectX 9Ex Supports H.264, MPEG2 and MPEG4 hardware decoder
	LCD	24-bit single channel LVDS
	VGA	Up to 1600 x 1200 @ 24-bit
	SDVO	SDVO Port is alter-tive by VGA function
Dual Display	CRT + LCD	
Ethernet	Chipset	Intel 82551QM 10/100 Mbps Ethernet
	Speed	10/100 Mbps IEEE 802.3u 100 Mbps Fast Ethernet
WatchDog Timer	256 timer intervals, from 0 to 255 sec. or min, setup by software, jumperless selection, generates system reset	
Expansion	LPC, 1 PCIe x1, 3 PCI master, 4-bit SDIO1.1	
I/O	PATA	1 x EIDE (UDMA 100)
	USB	8 x USB 2.0
	Audio	High definition audio interface
	GPIO	8-bit GPIO
	Power	Power Type
Power	Power Supply Voltage	+12 V, +V5_SB for ATX
	Power Consumption (Typical)	Typical: (1 GB DDR2 667)
		+12 V @ 0.477A, 5VSB @ 0.455A (Intel Z510 1.1 GHz)
		+12 V @ 0.477A, 5VSB @ 0.453A (Intel Z530 1.6 GHz)
Power Consumption (Max, test in HCT)	Max: (1 GB DDR2 667)	
	+12 V @ 0.769A, 5VSB @ 0.456A (Intel Z510 1.1 GHz)	
	+12 V @ 0.898A, 5VSB @ 0.456A (Intel Z530 1.6 GHz)	
Environment	Operating Temperature	0 ~ 60° C (32 ~ 140° F)
	Operating Humidity	0% ~ 90% relative humidity, non-condensing
Mechanical	Dimensions	95 x 95 mm (3.74" x 3.74")

Board Diagram



Ordering Information

Part No.	CPU	L2 Cache	Chipset	LVDS	VGA	SDVO	10/100 LAN	HD Audio	PCIe x1	PCI	USB 2.0	LPC	SMBUS	ATX Power	AT Power	Thermal Solution	Operating Temp.
SOM-6760FL-S1A1E	Atom Z510 1.1 GHz	512K L2	Intel SCH US15W	24-bit	Yes	See Note 1	1	Yes	1	3	8	1	1	Yes	NO	Passive	0 - 60° C
SOM-6760FL-S6A1E	Atom Z530 1.6 GHz	512K L2	Intel SCH US15W	24-bit	Yes	See Note 1	1	Yes	1	3	8	1	1	Yes	NO	Passive	0 - 60° C

Note 1 — SDVO Port is alternative by VGA function

Development Board

Part No.	Description
SOM-DB5700-00A2E	Development Board for COM-Express

Packing List

Part No.	Description	Quantity
	SOM-6760 CPU Module	1
	Utility CD	1
1960027223N101	Heatspreader	1

Embedded OS

OS	Part No.	Description
WinCE 6.0 Pro	2070007811	CE60 Pro Intel (852/855/915/945) 2COM V1.2 ENG
Win XPE 2008	2070009521	Image XPE WES2009 US15W SOM-6760 V4.0 MUI24
QNX 6.4.1		BSP ready

Value-Added Software Services

Software API: An interface that defines the ways by which an application program may request services from libraries and/or operating systems. Provides not only the underlying drivers required but also a rich set of user-friendly, intelligent and integrated interfaces, which speeds development, enhances security and offers add-on value for Advantech platforms. It plays the role of catalyst between developer and solution, and makes Advantech embedded platforms easier and simpler to adopt and operate with customer applications.

Software APIs

Control



GPIO

General Purpose Input/Output is a flexible parallel interface that allows a variety of custom connections. It allows users to monitor the level of signal input or set the output status to switch on/off a device. Our API also provides Programmable GPIO, which allows developers to dynamically set the GPIO input or output status.



SMBus

SMBus is the System Management Bus defined by Intel® Corporation in 1995. It is used in personal computers and servers for low-speed system management communications. The SMBus API allows a developer to interface a embedded system environment and transfer serial messages using the SMBus protocols, allowing multiple simultaneous device control.



I2C

I2C is a bi-directional two wire bus that was developed by Philips for use in their televisions in the 1980s. The I2C API allows a developer to interface with an embedded system environment and transfer serial messages using the I2C protocols, allowing multiple simultaneous device control.

Display



Brightness Control

The Brightness Control API allows a developer to interface with an embedded device to easily control brightness.



Backlight

The Backlight API allows a developer to control the backlight (screen) on/off in an embedded device.

Monitor



Watchdog

A watchdog timer (WDT) is a device that performs a specific operation after a certain period of time if something goes wrong and the system does not recover on its own. A watchdog timer can be programmed to perform a warm boot (restarting the system) after a certain number of seconds.



Hardware Monitor

The Hardware Monitor (HWM) API is a system health supervision API that inspects certain condition indexes, such as fan speed, temperature and voltage.



Hardware Control

The Hardware Control API allows developers to set the PWM (Pulse Width Modulation) value to adjust fan speed or other devices; it can also be used to adjust the LCD brightness.

Power Saving



CPU Speed


Make use of Intel SpeedStep technology to reduce power consumption. The system will automatically adjust the CPU Speed depending on system loading.



System Throttling

Refers to a series of methods for reducing power consumption in computers by lowering the clock frequency. These APIs allow the user to lower the clock from 87.5% to 12.5%.

Software Utilities



BIOS Flash

The BIOS Flash utility allows customers to update the flash ROM BIOS version, or use it to back up current BIOS by copying it from the flash chip to a file on customers' disk. The BIOS Flash utility also provides a command line version and API for fast implementation into customized applications.



Embedded Security ID

The embedded application is the most important property of a system integrator. It contains valuable intellectual property, design knowledge and innovation, but it is easily copied! The Embedded Security ID utility provides reliable security functions for customers to secure their application data within embedded BIOS.



Monitoring

The Monitoring utility allows the customer to monitor system health, including voltage, CPU and system temperature and fan speed. These items are important to a device; if critical errors happen and are not solved immediately, permanent damage may be caused.



eSOS

The eSOS is a small OS stored in BIOS ROM. It will boot up in case of a main OS crash. It will diagnose the hardware status, and then send an e-mail to a designated administrator. The eSOS also provides remote connection: Telnet server and FTP server, allowing the administrator to rescue the system.



Flash Lock

Flash Lock is a mechanism that binds the board and CF card (SQFlash) together. The user can "Lock" SQFlash via the Flash Lock function and "Unlock" it via BIOS while booting. A locked SQFlash cannot be read by any card reader or boot from other platforms without a BIOS with the "Unlock" feature.