


Backplanes

PICMG (Full-Size PCI/ISA) Passive Backplanes



PBPI-4S



System	PCIMG	PCI	ISA
Single	1	3	0

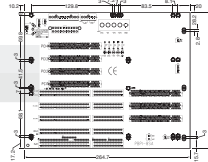
Dimension

264.2 x 92 mm (10.4" x 3.6")

Work with SBC

Full size series (Page 3-1)

PBPI-8SA



System	PCIMG	PCI	ISA
Single	2	4	3

Dimension

264.7 x 217.7 mm (10.4" x 8.6")

Work with Industrial Chassis

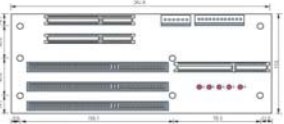
IEC-780A (Page 10-15)

IEC-7853 (Page 10-14)

Work with SBC

Full size series (Page 3-1)

PBPI-5S



System	PCIMG	PCI	ISA
Single	1	2	2

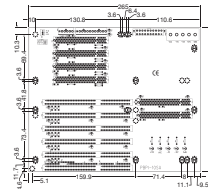
Dimension

254 x 110 mm (10" x 4.3")

Work with SBC

Full size series (Page 3-1)

PBPI-10SA



System	PCIMG	PCI	ISA
Single	2	4	4

Dimension

265 x 222 mm (10.4" x 8.7")

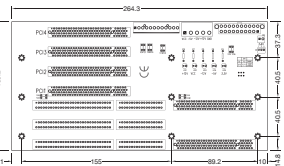
Work with Industrial Chassis

IEC-780B (Page 10-15)

Work with SBC

Full size series (Page 3-1)

PBPI-6SA



System	PCIMG	PCI	ISA
Single	2	4	1

Dimension

264.3 x 133.2 mm (10.4" x 5.3")

Work with Industrial Chassis

IEC-761 (Page 10-11)

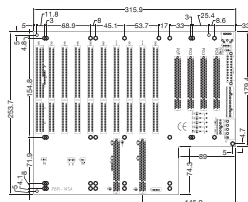
IEC-7652 (Page 10-12)

IEC-7653 (Page 10-14)

Work with SBC

Full size series (Page 3-1)

PBPI-14SA



System	PCIMG	PCI	ISA
Single	2	4	8

Dimension

315.9 x 253.7 mm (12.4" x 10")

Work with Industrial Chassis

IEC-822B (Page 10-3)

IEC-830B (Page 10-4)

Work with SBC

Full size series (Page 3-1)

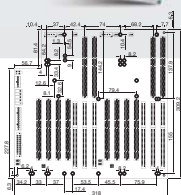
REMARK

PBPI stands for Passive Backplane PCI/ISA

Backplanes

PICMG(Full-Size PCI-ISA)Passive Backplanes

PBPI-14SD-64



System	PCIMG	PCI	ISA
Dual	4	8	2

Dimension

318 x 309.2 mm (12.5" x 12.2")

Work with Industrial Chassis

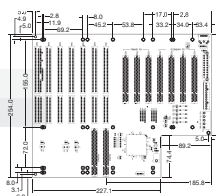

IEC-822B (Page 10-3)

IEC-830B (Page 10-4)

Work with SBC

Full size series (Page 3-1)

PBPX-14P7



System	PCIMG	PCI	ISA
Single	2	7	5

Dimension

316.2 x 254 mm (12.4" x 10")

Work with Industrial Chassis



IEC-830B (Page 10-3)

IEC-822B (Page 10-14)

Work with SBC

Full size series (Page 3-1)

PBPI-18SD



System	PCIMG	PCI	ISA
Dual	4	8	6

Dimension

264.2 x 415.9 mm (10.4" x 16.4")

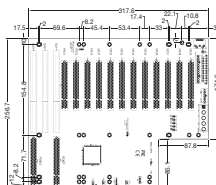
Work with Industrial Chassis

IEC-620 (Page 10-5)

Work with SBC

IEC-620 (Page 10-5)

PBPX-14P12



System	PCIMG	PCI	ISA
Single	2	12	1

Dimension

317.6 x 255.7mm (12.5" x 10.1")

Work with Industrial Chassis


IEC-830B (Page 10-3)

IEC-822B (Page 10-4)

Work with SBC

Full size series (Page 3-1)

PBPI-19S



System	PCIMG	PCI	ISA
Single	2	4	13

Dimension

264.2 x 415.9 mm (10.4" x 16.4")

Work with Industrial Chassis

IEC-620 (Page 10-5)

Work with SBC

Full size series (Page 3-1)

REMARK

PBPI stands for Passive Backplane PCI/ISA