

13 kW, 16.5 kW and 20 kW

FEATURES

- ❑ 3-Phase Input Power
- ❑ Low Peak-to-Peak Ripple and Noise
- ❑ CE, TUV, UL & CUL
- ❑ Optional IEEE 488.2, RS 232 and/or RS 485 Remote Programming with SCPI Protocol



P66 SERIES POWER SUPPLIES

The P66 Series 3-phase supplies provide up to 20 kW DC output power with a maximum output current capability of 3,000 AMPS. It is packaged in a 10.5" vertical high chassis (6U).

SPECIFICATIONS

- ❑ Input Voltage
 - 190 – 253 VAC, 47 – 63 Hz (Standard)
 - 360 – 440 VAC, 47 – 63 Hz (Option)
 - 432 – 528 VAC, 47 – 63 Hz (Option)
- ❑ Input Current @ 208 VAC (Typical)
 - At 13 kW Output: 54 A
 - At 16.5 kW Output: 67 A
 - At 20 kW Output: 80 A
- ❑ Operates from Delta or Wye Source

TYPICAL MODEL NUMBER

- ❑ P66C-151320 (See page 19 for part numbering system)
 - Input: 190 – 253 VAC, 3-phase
 - Output: 0 – 15 VDC @ 1320 A

MECHANICAL

- ❑ Weight:
 - 13 kW, 120 Lbs.
 - 16.5 kW, 140 Lbs.
 - 20 kW, 160 Lbs.
- ❑ Dimensions: 19" (W) X 10.5" (H) X 22" (D)
(See page 16 for outline drawing)
- ❑ AC Input Interface:
 - 3 wire + GND (#10-32 threaded studs)
- ❑ DC Output Interface:
 - Bus bars with 0.410" interface holes for output ≤60 VDC
 - Two 3/8" threaded studs for output ≥80 VDC
- ❑ Control/Monitor Interface:
 - DB 25-pin female connector
 - (See page 20 for pin designations)

P66 SERIES 3-PHASE MODELS

Model Number	Output DC		Output P-to-P Ripple ¹
	Volts	Amps	
P66C-52000	0 – 5	2000	50 mV
P66C-52500	0 – 5	2500	50 mV
P66C-53000	0 – 5	3000	50 mV
P66C-81600	0 – 8	1600	50 mV
P66C-82000	0 – 8	2000	50 mV
P66C-82400	0 – 8	2400	50 mV
P66C-101300	0 – 10	1300	50 mV
P66C-101650	0 – 10	1650	50 mV
P66C-102000	0 – 10	2000	50 mV
P66C-12.51060	0 – 12.5	1060	50 mV
P66C-12.51325	0 – 12.5	1325	50 mV
P66C-12.51600	0 – 12.5	1600	50 mV
P66C-15880	0 – 15	880	50 mV
P66C-151100	0 – 15	1100	50 mV
P66C-151320	0 – 15	1320	50 mV
P66C-20665	0 – 20	665	75 mV
P66C-20830	0 – 20	830	75 mV
P66C-201000	0 – 20	1000	75 mV

¹ Peak-to-peak ripple and noise is over the entire range of the power supply as measured in the voltage mode at the end of a 6-foot cable across a 1µf film capacitor into a resistive load. Low noise option available on ≤60 V models. Please contact the factory.

Model Number	Output DC		Output P-to-P Ripple ¹
	Volts	Amps	
P66C-25520	0 – 25	520	75 mV
P66C-25650	0 – 25	650	75 mV
P66C-25800	0 – 25	800	75 mV
P66C-30440	0 – 30	440	75 mV
P66C-30550	0 – 30	550	75 mV
P66C-30660	0 – 30	660	75 mV
P66C-40330	0 – 40	330	75 mV
P66C-40415	0 – 40	415	75 mV
P66C-40500	0 – 40	500	75 mV
P66C-50265	0 – 50	265	75 mV
P66C-50330	0 – 50	330	75 mV
P66C-50400	0 – 50	400	75 mV
P66C-60220	0 – 60	220	75 mV
P66C-60275	0 – 60	275	75 mV
P66C-60330	0 – 60	330	75 mV
P66C-60022	0 – 600 ²	22	500 mV
P66C-60027	0 – 600 ²	27	500 mV
P66C-60033	0 – 600 ²	33	500 mV

² Certifications do not apply to 600 VDC models.

POWER TEN

9250 Brown Deer Road, San Diego, California 92122

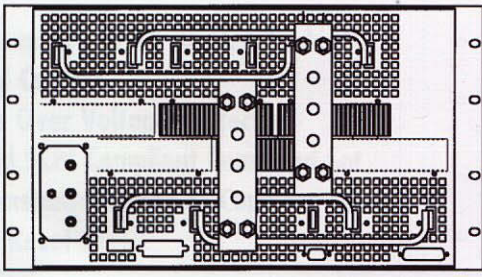
Phone: (800) 978-6680 or (858) 458-0253

FAX: (858) 458-0237 • www.powertenc.com

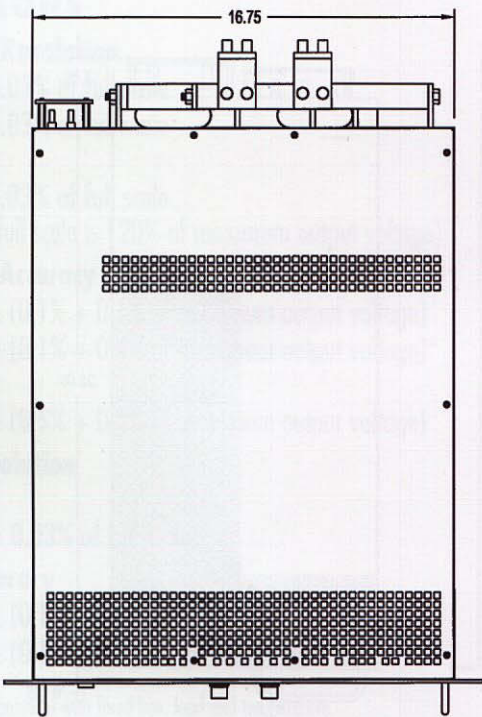


- ❑ AC Input Interface: 3 wire + GND (#10-32 threaded studs)
- ❑ DC Output Interface:
 - Bus bars with 0.410" interface holes for output ≤ 60 VDC
 - Two 3/8" threaded studs for output ≥ 80 VDC
- ❑ Control/Monitor Interface: DB 25-pin female connector (See page 20 for pin designations)
- ❑ Weight: <160 Lbs.


Rear View



Top View



Side View



Front View

