

# **BALDOR**® • *RELIANCE*

## **Product Information Packet**

# **CM3555**

**2HP,3450RPM,3PH,60HZ,56C,3428M,TEFC,F1**

Copyright © All product information within this document is subject to Baldor Electric Company copyright © protection, unless otherwise noted.

Part Detail							
Revision:	Q	Status:	PRD/A	Change #:		Proprietary:	No
Type:	AC	Prod. Type:	3428M	Elec. Spec:	34WG0284	CD Diagram:	
Enclosure:	TEFC	Mfg Plant:		Mech. Spec:	34A062	Layout:	
Frame:	56C	Mounting:	F1	Poles:	02	Created Date:	
Base:	RG	Rotation:	R	Insulation:	B	Eff. Date:	08-19-2011
Leads:	9#18	Literature:		Elec. Diagram:		Replaced By:	

Nameplate NP1256L							
CAT.NO.	CM3555						
SPEC.	34A62-284						
HP	2						
VOLTS	208-230/460						
AMP	6.2-5.8/2.9						
RPM	3450						
FRAME	56C	HZ	60	PH	3		
SER.F.	1.15	CODE	H	DES	B	CLASS	B
NEMA-NOM-EFF	80	PF	80				
RATING	40C AMB-CONT						
CC				USABLE AT 208V	6.2		
DE	6203	ODE	6203				
ENCL	TEFC	SN					
	SFA 6.8-6.4/3.2						

Parts List		
Part Number	Description	Quantity
SA009828	SA 34A62-284	1.000 EA
RA006273	RA 34A62-284	1.000 EA
NS2512A01	INSULATOR, CONDUIT BOX X	1.000 EA
34CB3002A	CB CAST W/.88 DIA HOLE	1.000 EA
34GS1029A01	GASKET, CONDUIT BOX	1.000 EA
51XB1016A07	10-16 X 7/16 HXWSSLD SERTYB	2.000 EA
11XW1032G06	10-32 X .38, TAPTITE II, HEX WSHR SLTD U	1.000 EA
34EP3102A01SP	FR ENDPLATE, MACH	1.000 EA
HW5100A03SP	WAVY WASHER (W1543-017)	1.000 EA
34EP3300A24SP	PU ENDPLATE, MACH	1.000 EA
51XN1032A20	10-32 X 1 1/4 HX WS SL SR	2.000 EA
34FN3002A01SP	EXTERNAL FAN, PLASTIC, .637/.639 HUB W/	1.000 EA
34FH4002A01	IEC FH NO GREASER	1.000 EA
51XW1032A06	10-32 X .38, TAPTITE II, HEX WSHR SLTD S	3.000 EA
34CB4517	CB LID 4 MTG HOLES .22 DIA STAMPED, FOR	1.000 EA
34GS1031A01	GASKET, FLAT CONDUIT BOX LID (LEXIDE)	1.000 EA
51XW0832A07	8-32 X .44, TAPTITE II, HEX WSHR SLTD SE	4.000 EA
HW2501D13SP	KEY, 3/16 SQ X 1.375	1.000 EA
HA7000A04	KEY RETAINER 0.625 DIA SHAFTS	1.000 EA
MG1000G27	PAINT- S9282E CHARCOAL GREY	0.014 GA
10XF0440S02	04-40 X 1/8 TYPE F HEX HD STAINLESS STIC	2.000 EA
HA3100A45	THRUBOLT 10-32 X 8.875	4.000 EA
LB1125C01	STD (STOCK) CARTON LABEL BALDOR WITH FLA	1.000 EA
LC0005E01	CONN.DIA./WARNING LABEL (LC0005/LB1119)	1.000 EA

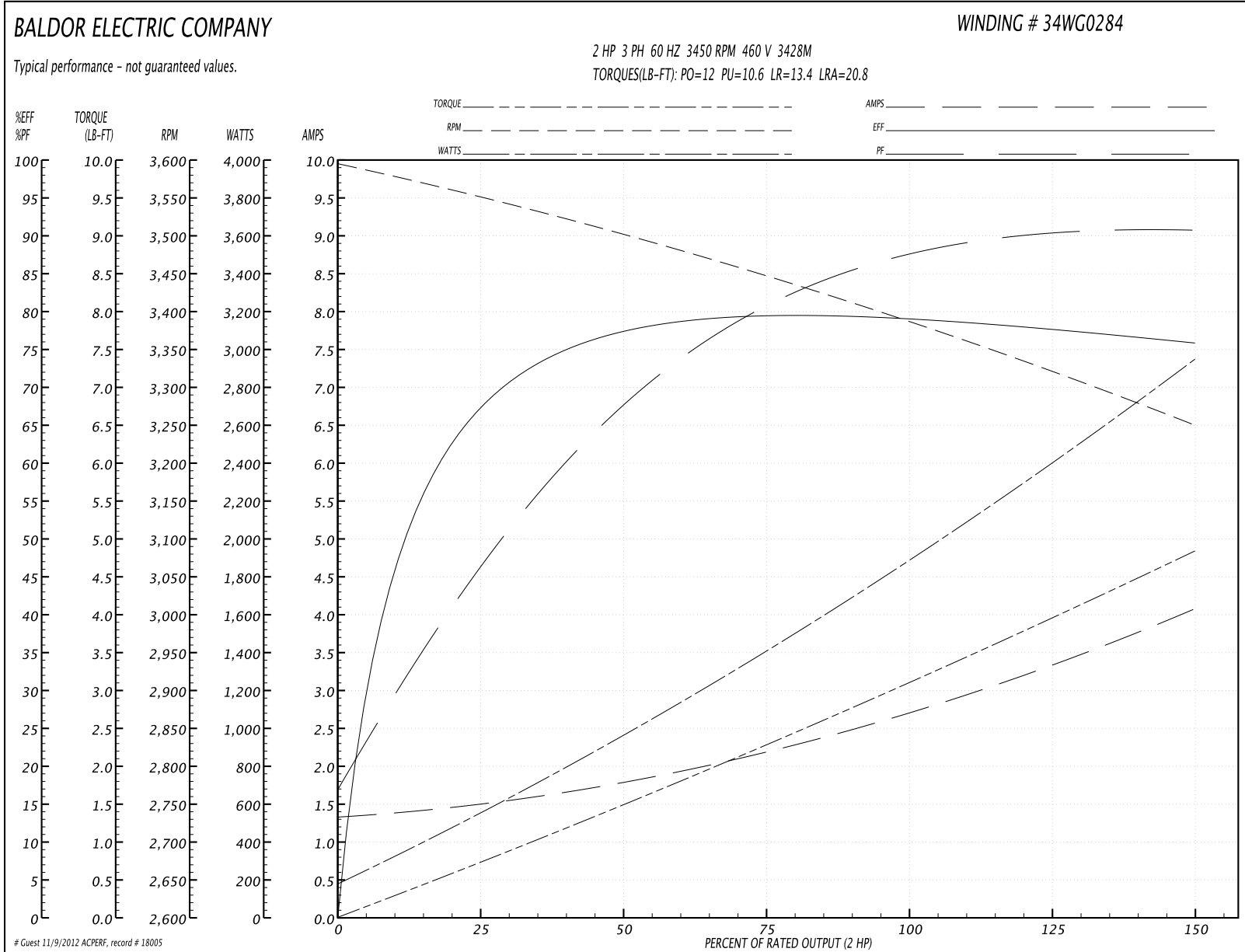
Parts List (continued)		
Part Number	Description	Quantity
NP1256L	ALUM UL CSA CC	1.000 EA
34PA1005	PACKING GROUP, BALDOR	1.000 EA

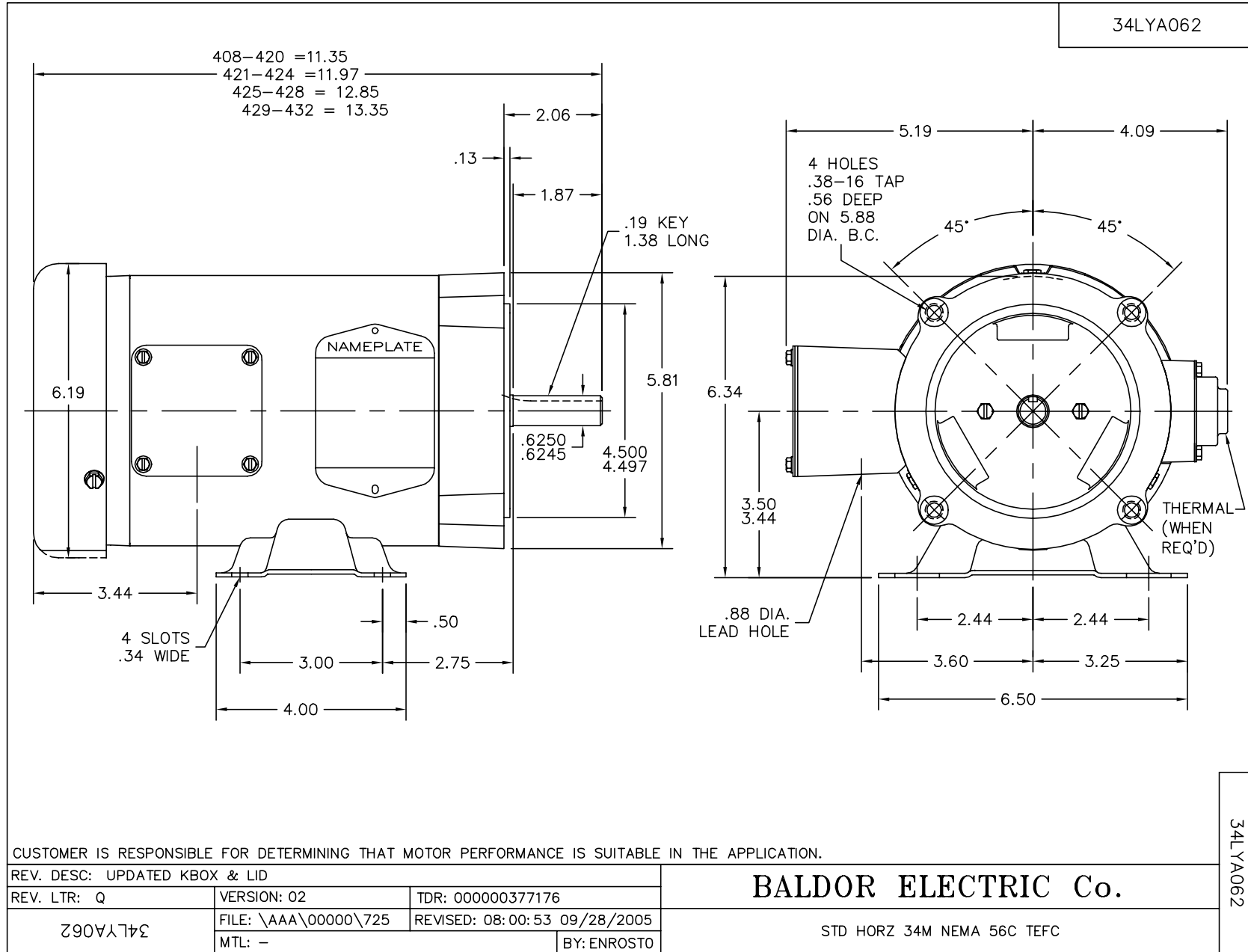
**Performance Data at 460V, 60Hz, 2.0HP (Typical performance - Not guaranteed values)**

General Characteristics			
Full Load Torque:	3.11 LB-FT	Start Configuration:	DOL
No-Load Current:	1.35 Amps	Break-Down Torque:	12.0 LB-FT
Line-line Res. @ 25°C.:	7.39 Ohms A Ph / 0.0 Ohms B Ph	Pull-Up Torque:	10.6 LB-FT
Temp. Rise @ Rated Load:	85 C	Locked-Rotor Torque:	13.4 LB-FT
Temp. Rise @ S.F. Load:	103 C	Starting Current:	20.8 Amps

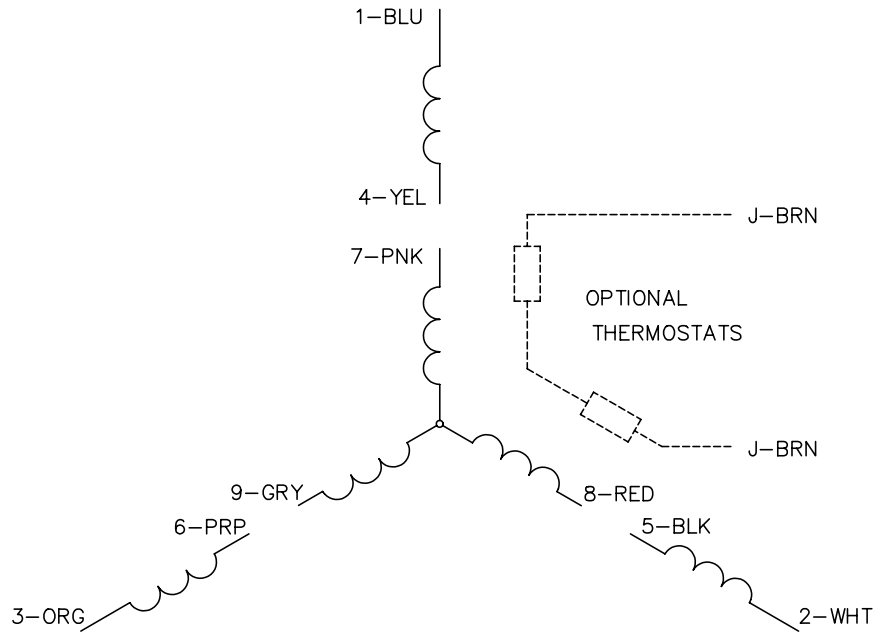
Load Characteristics							
% of Rated Load	25	50	75	100	125	150	S.F.
Power Factor:	48.0	68.0	80.0	87.0	90.0	91.0	89.0
Efficiency:	67.7	77.5	80.1	80.0	78.5	76.0	79.1
Speed:	3547.0	3502.0	3447.0	3389.0	3324.0	3247.0	3350.0
Line Amperes:	1.47	1.76	2.21	2.72	3.34	4.07	3.09

Performance Graph at 460V, 60Hz, 2.0HP Typical performance - Not guaranteed values





CD0005

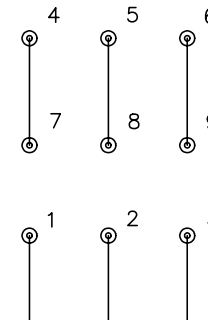


LOW VOLTAGE  
(2Y)



LINE

HIGH VOLTAGE  
(1Y)



LINE

NOTES:

1. INTERCHANGE ANY TWO LINE LEADS TO REVERSE ROTATION.
2. OPTIONAL THERMOSTATS ARE PROVIDED WHEN SPECIFIED.
3. ACTUAL NUMBER OF INTERNAL PARALLEL CIRCUITS MAY BE A MULTIPLE OF THOSE SHOWN ABOVE.
4. LEAD COLORS ARE OPTIONAL. LEADS MUST ALWAYS BE NUMBERED AS SHOWN.

REV. DESC: REVISE TO SHOW OPTIONAL COLORS			
REV. LTR: E	BY: JLP	REVISED: 01/19/99 10:15	TDR: 0171435
90000		FILE: AAA00005140	MDL: -
		MTL: -	

**BALDOR ELECTRIC Co.**

3PH, DV, 9 LEADS

CD0005