



## 50~60W AC-DC Single Output Desktop

# SPU50 series



### ■ Features :

- 3 pole AC inlet IEC320-C14
- Class I power ( with earth pin )
- Full output 5~48V safety approval
- Protections: Short circuit/ Over load/ Over voltage
- Fix switching frequency and regulation
- LED indicator for power on
- Fully enclosed plastic case
- Topology: PWM 3882 circuit
- Approvals: UL/ CUL / TUV / CB / CE
- 1 year warranty

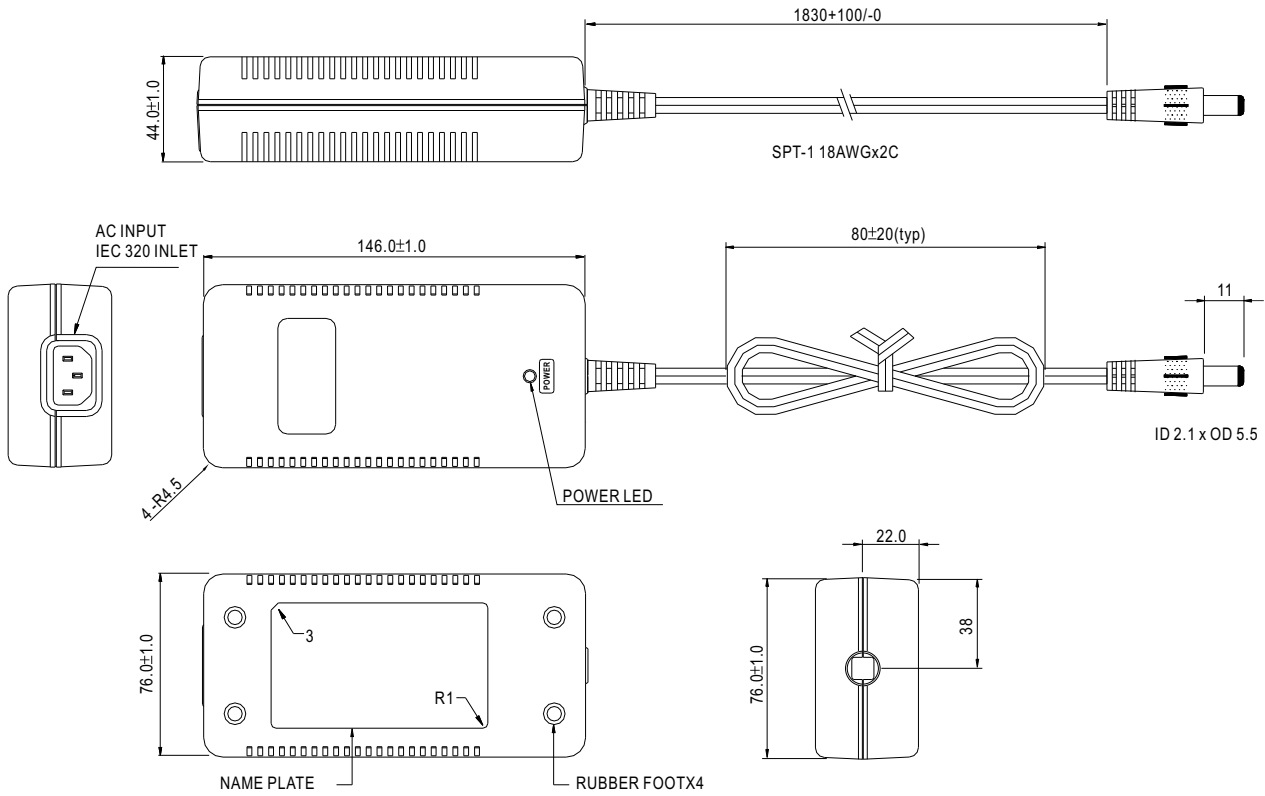


### SPECIFICATION

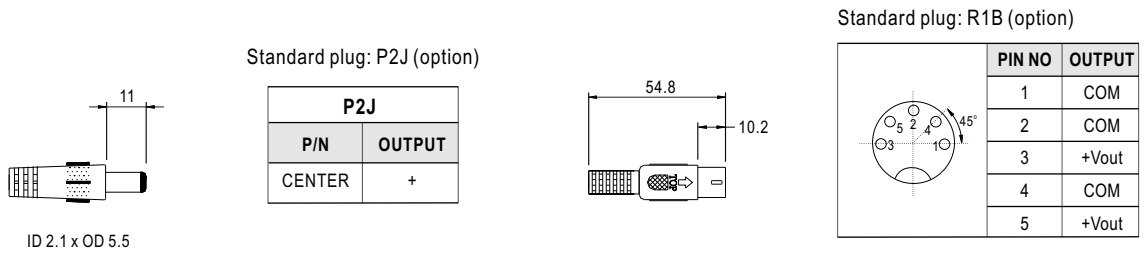
ORDER NO.	SPU50-1	SPU50-2	SPU50-3	SPU50-4	SPU50-5	SPU50-6	SPU50-8	SPU50-9		
OUTPUT	SAFETY MODEL NO.	SPU50-1	SPU50-2	SPU50-3	SPU50-4	SPU50-5	SPU50-6	SPU50-8	SPU50-9	
	DC VOLTAGE <small>Note.2</small>	5V	10V	12V	15V	18V	24V	36V	48V	
	RATED CURRENT	10A	5.85A	5A	4A	3.33A	2.5A	1.66A	1.25A	
	CURRENT RANGE	0~ 10A	0 ~ 5.85A	0 ~ 5A	0 ~ 4A	0 ~ 3.33A	0 ~2.5A	0 ~ 1.66A	0 ~ 1.25A	
	RATED POWER	50W	58.5W	60W	60W	60W	60W	60W	60W	
	RIPPLE & NOISE (max.) <small>Note.3</small>	50mVp-p	70mVp-p	80mVp-p	100mVp-p	120mVp-p	120mVp-p	150mVp-p	150mVp-p	
	VOLTAGE ADJ. RANGE	Fixed								
	VOLTAGE TOLERANCE <small>Note.4</small>	±5.0%	±4.0%	±3.0%	±3.0%	±3.0%	±2.0%	±2.0%	±2.0%	
	LINE REGULATION <small>Note.5</small>	±0.5%	±0.5%	±0.5%	±0.5%	±0.5%	±0.5%	±0.5%	±0.5%	
	LOAD REGULATION <small>Note.6</small>	±4.5%	±3.5%	±2.5%	±2.5%	±2.5%	±1.5%	±1.5%	±1.5%	
SETUP, RISE, HOLD TIME	800ms, 50ms, 16ms at full load									
INPUT	VOLTAGE RANGE	90 ~ 264VAC 135~370VDC								
	FREQUENCY RANGE	47~63Hz								
	EFFICIENCY (Typ.)	69%	75%	77%	80%	78%	80%	82%	83%	
	AC CURRENT	1.6A / 100VAC								
	INRUSH CURRENT (max.)	60A / 230VAC								
	LEAKAGE CURRENT(max.)	0.75mA / 240VAC								
PROTECTION	OVER LOAD	110~160% rated output power Protection type : Hiccup mode, recovers automatically after fault condition is removed								
	OVER VOLTAGE	105~145% of rated output voltage Protection type : Shut down o/p voltage, re-power on to recover								
ENVIRONMENT	WORKING TEMP.	0~+40°C (Refer to output load derating curve)								
	WORKING HUMIDITY	20%~90% RH non-condensing								
	STORAGE TEMP., HUMIDITY	-20~+85°C, 10~95% RH								
	TEMP. COEFFICIENT	±0.03% / °C (0~50°C)								
	VIBRATION	10~500Hz, 2G 10min./1cycle, period for 60min. each along X, Y, Z axes								
SAFETY & EMC <small>(Note. 7)</small>	SAFETY STANDARDS	UL1950, TUV EN60950 Approved								
	WITHSTAND VOLTAGE	I/P-O/P:3KVAC, I/P-FG:1.5KVAC								
	ISOLATION RESISTANCE	I/P-O/P,I/P-FG:100M Ohms / 500VDC								
	EMI CONDUCTION & RADIATION	Compliance to EN55022(CISPR22) class B								
OTHERS	EMS IMMUNITY	Compliance to IEC801-2,3,4, Light industry level, criteria A								
	MTBF	100K hrs min. MIL-HDBK-217F (25°C)								
	DIMENSION	146*76*44mm (L*W*H)								
CONNECTOR	PACKING	0.7kg ; 25pcs/ 20kg / CARTON								
	PLUG	Standard type 2.1φ * 5.5φ * 11mm, center positive for stock ; Other type available by customer requested								
CABLE	CABLE	Standard type	120cm of Awm2464, 18Awg*4c for +5V output for stock				180cm of SPT-1, 18Awg*2c for 10~48V output for stock			
			Other type available by customer requested							
NOTE	1.All parameters are specified at 230VAC input, rated load, 25°C 70% RH. Ambient. 2.DC voltage: The output voltage set at point measure by plug terminal & 50% load. 3.Ripple & noise are measured at 20MHz by using a 12" twisted pair terminated with a 0.1uf & 47uf capacitor. 4.Tolerance: includes set up tolerance, line regulation, load regulation. 5.Line regulation is measured from low line to high line at rated load. 6.Load regulation is measured from 0% to 100% rated load. 7.The power supply is considered a component which will be installed into a final equipment. The final equipment must be re-confirmed that it still meets EMC directives.									

**Mechanical Specification**

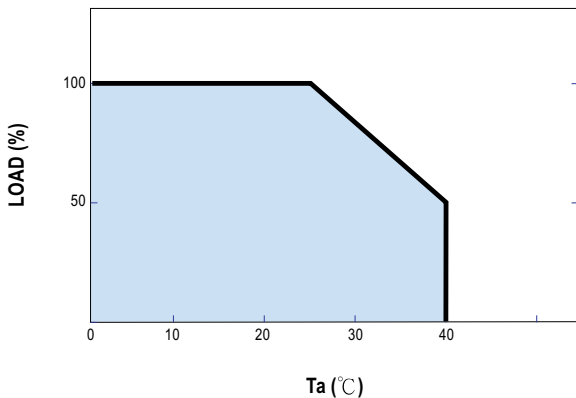
Unit:mm



**Plug Assignment**



**Derating Curve**



**Static Characteristics**

