

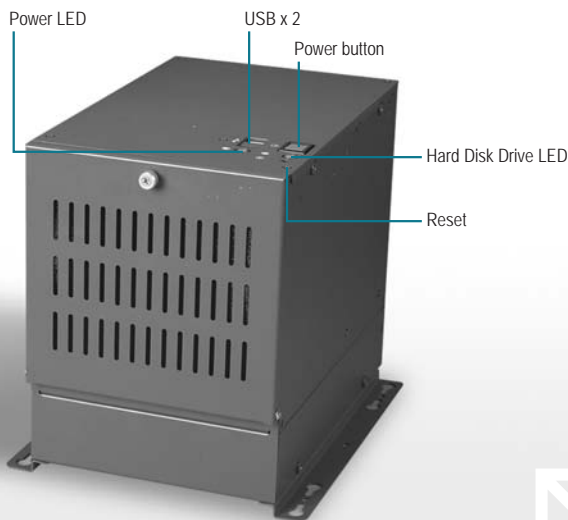


AEC-204B

Industrial Computing Platform Partner

4-slot Industrial Wallmount IPC System



Features

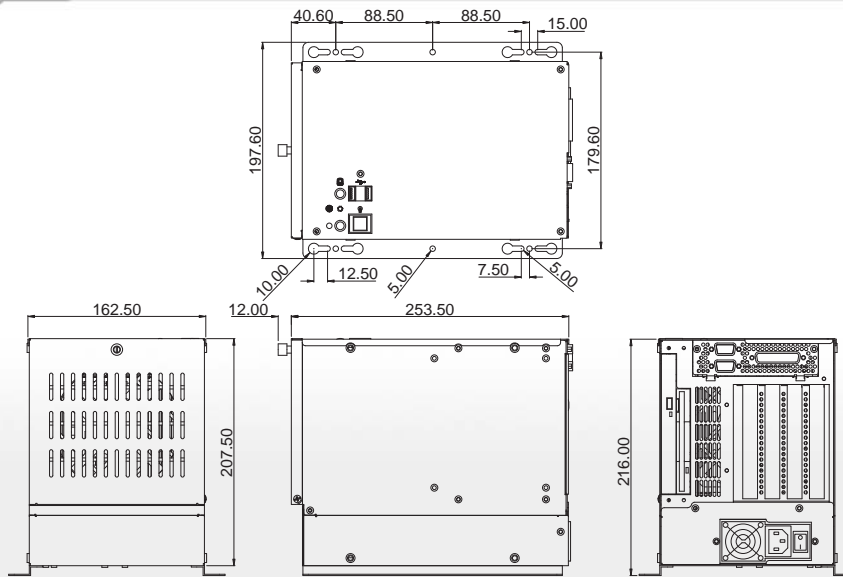
- Supports High Performance Half-size CPU Cards and 4-slot PCISA/ISA Bus Passive Backplanes
- Supports One Anti-vibration 3.5" Hard Disk Drive Bay and One Front Accessible 3.5" Floppy Disk Drive (or slim CD-ROM / Floppy Disk Drive)
- One 12cm Ball Bearing Cooling Fan and Replaceable Filter
- Supports Standard 1U and DC 70W Open Frame Power Supplies
- Anti-vibration Design for Holding CPU Card to Keep System Stable

Specifications

Main Specifications	
Drive Bay	Slim CD-ROM & Floppy Disk Drivex 1 or 3.5" Floppy Disk Drivex 1 (front accessible) 3.5" Hard Disk Drive bay (Internal)
System Fan	One 12cm x 12cm ball bearing fan with removable filter (flow-in)
System Control	Power on / off switch x 1 Reset x 1
Indicator	Power LED x 1 IDE LED x 1
I/O Port (Rear)	USB port x 2 COM port x 2 Parallel port x 1
Mechanical	
Construction	Heavy-duty steel chassis
Color	Gray
Dimension	6.4"(W) x 8.2"(H) x 13.2"(D) (162.5mm x 207.5mm x 253.5mm)
Carton Dimension	15.04" (W) x 10.75" (H) x 14.37" (D) (382mm x 273mm x 365mm)
Net Weight	12.8b (5.8kg)
Gross Weight	15.64b (7.1kg)
Environmental	
Operating Temperature	32°F ~ 113°F (0°C ~ 45°C)
Storage Temperature	-4°F ~ 140°F (-20°C ~ 60°C)
Operating Humidity	5 ~ 95% @ 40°C, non-condensing
Vibration	1G / 5 ~ 500Hz / random operation
Shock	15G peak acceleration (11 msec. duration)

Dimension

Unit: mm



Power Supply Options

P/N	Watt	Type	Input	Output							Safety	EMI	MTBF
				+3.3V	+5V	+12V	-5V	-12V	5VSB	Mini-load			
1757215001	150W	AT	AC 110/220V	—	14A	8A	0.2A	1A	—	+5V@1A +12V@0.5A	UL/CSA/ CB/TUV	FCC/CE	100,000hrs
1757215002	150W	ATX	AC 110/220V	7A	12A	5A	0.2A	0.3A	2A	+3.3V@0.5A +5V@1A +12V@0.5A	UL/CSA/ CB/TUV	FCC/CE	50,000hrs
1757407032	70W	AT	DC 10~30V	—	10A	1.5A	—	0.3A	—	—	UL/CSA/ EN	FCC/CE	50,000hrs

Passive Backplane Options

Model Name	Backplane Type	Slots					Power Connector	Configuration Standard
		Total	PCISA	PCI	ISA	PICMG/PCI		
BP-204SS-P1-A11	ISA/PCISA	4	2	1	1	—	±5V, ±12V	PCISA
BP-204SS-P2-A10	PCI/ISA/PCISA	4	1	1	1	1	±5V, ±12V, +3V	PICMG/PCISA
BP-204SI-A13	ISA	4	—	—	4	—	±5V, ±12V	ISA

Optional Accessories

9741204B00

Slim CD-ROM & FDD Module

Ordering Information

P/N	CPU Card	Power	Backplane	Suitable CPU Card
AEC-204B-01	—	—	—	HSB-440I, HSB-460I, SBC-657, HSB-660
AEC-204B-02	—	1757407032 (AT)	—	HSB-460I, SBC-657
AEC-204B1-01	—	1757215001 (AT)	BP-204SI-A13	HSB-440I, HSB-460I, HSB-660I
AEC-204BP1-01	—	1757215002 (ATX)	BP-204SS-P2-A10	SBC-659
AEC-204BS1-01	—	1757215001 (AT)	BP-204SS-P1-A11	HSB-660S, SBC-657
AEC-204B-657-01	SBC-657	1757215001 (AT)	BP-204SS-P1-A11	—
AEC-204B-660-01	HSB-660S-A10	1757215001 (AT)	BP-204SS-P1-A11	—

- 1 Full-size SBC
- 2 Half-size SBC
- 3 Embedded Motherboards
- 4 Mini PCI Modules
- 5 Industrial backplanes
- 6 Industrial Chassis
- 7 Sun-readable LCD Monitors
- 8 Accessories