

Power Supply

1U AC Input ATX Power Supply

ACE-818APM

Medical



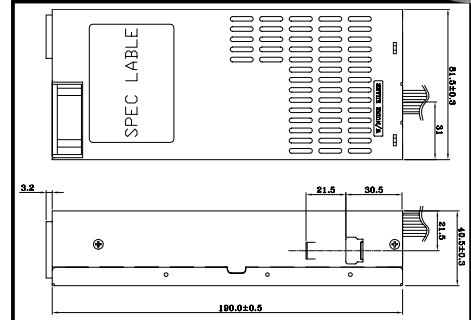
PFC



Input Type	90 ~ 265 VAC Full Range					
Output Voltage	+3.3 V	+5 V	+12 V	-5 V	-12 V	+5 Vsb
	16.8 A (0.3 A min)	12 A (0.5 A min)	12 A (1.5 A min)		0.8 A	2 A
Efficiency	68 %					
Temperature	Operating : 0 °C~ 50 °C , Storage : -20 °C~ 80 °C					
MTBF(hrs)	100,000					
Output Connector	20-pin ATX, 4-pin 12 V CPU, 2 x FDD and 3 x HDD					
Dimensions	190 x 81.5 x 40.5 (mm)					

Dimensions

180W



Ordering Information

Part No.	Description
ACE-818AP-RS	180W AC-DC 1U ATX Power Supply with PFC, meet Medical standard

ACE-4518AP/816A



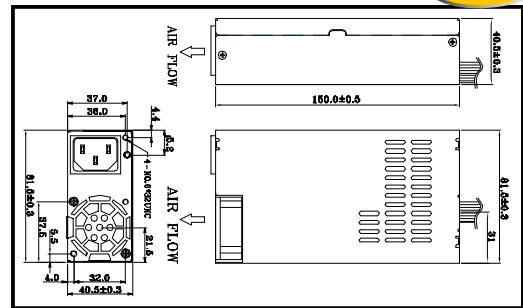
PFC



Input Type	90 ~ 265VAC Full Range (ACE-4518AP) 95 ~ 132VAC or 181 ~ 264VAC (ACE-816A)					
Output Voltage	+3.3V	+5V	+12V	-5V	-12V	+5Vsb
	16.8A (0.3A min)	12A (0.3A min)	12A (1.5A min)		0.8A	2A
ACE-4518AP						
ACE-816A	16A (0.2A min)	15A (1A min)	12A (0.2A min)		0.3A	2A
Efficiency	72% (ACE-816A) , 68% (ACE-4518AP)					
Temperature	Operating : 0 °C~ 50 °C , Storage : -20 °C~ 80 °C					
MTBF(hrs)	100,000					
Output Connector	ACE-4518AP:20-pin ATX, 4-pin 12 V CPU, FDD and 3 x HDD ACE-816A:20-pin ATX, FDD and 3 x HDD					
Dimensions	150 x 81.5 x 40.5 (mm)					

Dimensions

180W



Ordering Information

Part No.	Description
ACE-4518AP-RS	180W AC-DC 1U ATX Power Supply, with PFC
ACE-816A-RS	150W AC-DC 1U ATX Power Supply

ACE-A615A



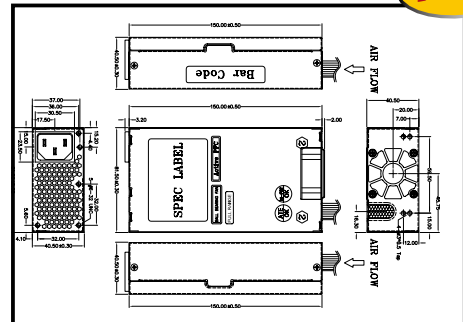
PFC



Product	ACE-A615A-RS				
Input Type	90~264 VAC Full Range				
Output Voltage	+3.3 V	+5 V	+12 V	-12 V	+5 Vsb
	10 A (0.3 A min.)	13 A (0.3 A min.)	10 A (1 A min.)	0.5 A (0 A min.)	2.0 A (0 A min.)
Efficiency	68 %				
Temperature	Operating : 0 °C~ 50 °C , Storage : -20 °C~ 80 °C				
MTBF(hrs)	100,000 hr				
Output Connector	20-pin ATX, 4-pin 12 V CPU, FDD and 3 x HDD				
Dimensions	150 x 81.5 x 40.5 (mm)				

Dimensions

150W



Ordering Information

Part No.	Description
ACE-A615A-RS	150W AC-DC 1U flex ATX Power Supply , with PFC