


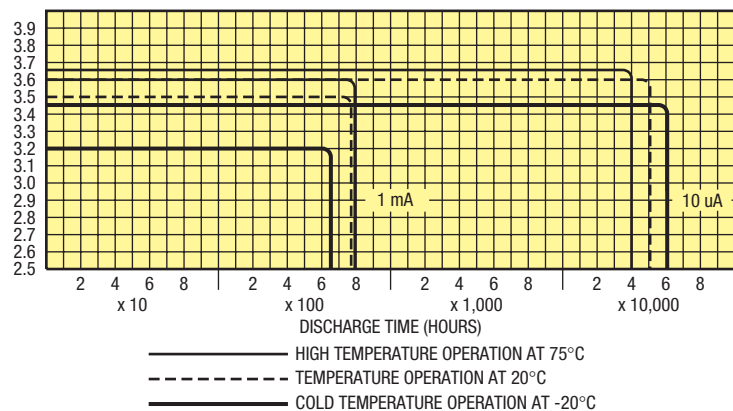
The LTC-7 module series was developed for those applications that require a high quality, ruggedly constructed, low profile battery configuration. Two (2) cell module designs are available, as either series connected (LTC-7PMS, 7.0 volts, 750 mAh) or parallel connected (LTC-7PMP, 3.5 volts, 1500 mAh) batteries. Additional features such as reverse charge protection can also be built in for added safety in sensitive applications.



### LTC-7P PRODUCT FEATURES

- Manufactured in the USA.
- Low profile, prismatic design.
- Stainless steel construction provides corrosion resistance, hermetic seal and structural integrity.
- Years of low rate continuous use.
- Stand-by use with 80% capacity retention after 15 years at room temperature.
- Highly efficient utilization of valuable board space.
- Wave solderable (limit solder bath exposure to a maximum of 5 seconds).
- High energy density compared to other chemistries.
- No charging circuits required.
- Higher cell voltage allows for fewer cells and high reliability.
- Flat discharge characteristics provide optimum voltage regulation.
- Non-pressurized system allow for high temperature usage.
- Ship unrestricted.
- Underwriters Laboratories recognized component.

TYPICAL LTC-7P DISCHARGE CHARACTERISTICS AT VARIED TEMPERATURES



### DO YOU HAVE QUESTIONS

#### CONCERNING:

- What size battery you need?
- What is passivation and its effects?
- What is the maximum rate of this cell?
- Any other technical question?

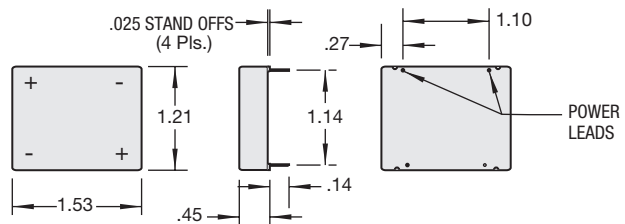
If so, call our Engineers at (417) 659-9635 for detailed technical information.

Part Number	Voltage	Capacity (mAh)	Length (in.)	Width (in.)	Thickness (in.)	Weight (g)
LTC-7P	3.5	750	1.20	0.70	0.33	9.0
* LTC-7PMP-F-S2	3.5	1500	1.53	1.21	0.45	23.6
LTC-7PMP	3.5	1500	1.50	1.20	0.33	20.0
LTC-7PMS	7.0	750	1.50	1.20	0.33	19.0

\* Battery contains diode and resistor protection (IN5817 diode, 1.6k resistor). Working voltage rate dependent.

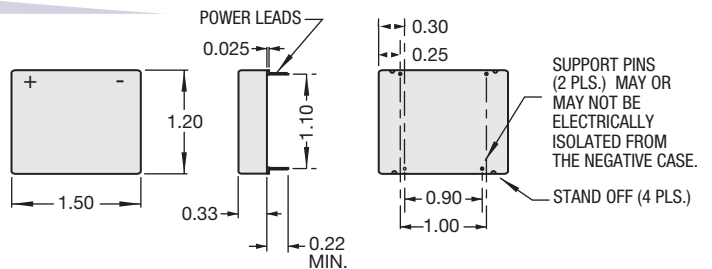
### SPECIFICATIONS LTC-7PMP-F-S2

Nominal Open Circuit Voltage, 25°C ..... 3.67 volts  
 Nominal Working Voltage, 25°C ..... 3.5 volts  
 Nominal Capacity (350 hr. rate), 25°C ..... 1500 mAh  
 Volume ..... .796 cu. in.  
 Weight ..... 23.6 GMS  
 Operating Temperature ..... -40°C to +95°C  
 Case Material: Ryton™ module  
 Terminal and Support Pins are .030" dia. (solder tinned)



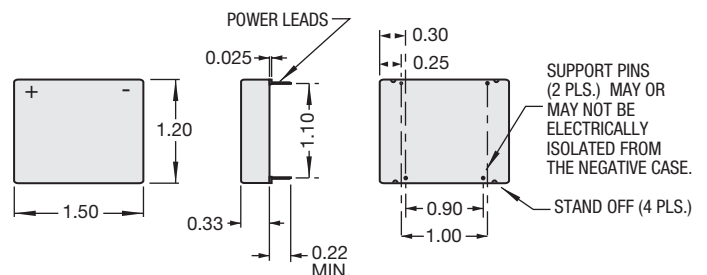
### SPECIFICATIONS LTC-7PMP

Nominal Open Circuit Voltage, 25°C ..... 3.67 volts  
 Nominal Working Voltage, 25°C ..... 3.5 volts  
 Nominal Capacity (350 hr. rate), 25°C ..... 1500 mAh  
 Volume ..... .594 cu. in.  
 Weight ..... 20.0 GMS  
 Operating Temperature ..... -40°C to +95°C  
 Case Material: Ryton™ module  
 Terminal and Support Pins are .030" dia. (solder tinned)



### SPECIFICATIONS LTC-7PMS

Nominal Open Circuit Voltage, 25°C ..... 7.3 volts  
 Nominal Working Voltage, 25°C ..... 7.0 volts  
 Nominal Capacity (350 hr. rate), 25°C ..... 750 mAh  
 Volume ..... .594 cu. in.  
 Weight ..... 19.0 GMS  
 Operating Temperature ..... -40°C to +95°C  
 Case Material: Ryton™ module  
 Terminal and Support Pins are .030" dia. (solder tinned)



### WE CAN DESIGN TO FIT ANY APPLICATION.

Our team of engineers can design any pin configuration required to fit your specialized application. If you don't see a battery configuration you need here, call us and we will begin working on a EPT part number just for you.

DISTRIBUTED LOCALLY BY: