

# LPM LEDPatch Digital Patch System

- Supports Speeds up to 10 Mbps
- Front Panel (LED) Activity Display for each Circuit
- Patches 24 RS-232, 24 RS-530 and 20 V.35 leads
- Transparent to all Data Path Signals

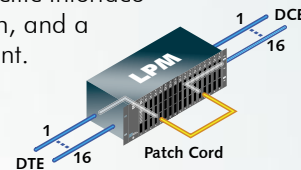


The LPM LEDPatch is a Digital Patch System which supports speeds up to 10 Mbps with RS-232/V.24, RS-530/422 and V.35 interfaces. A single LPM chassis supports sixteen circuit modules and one test module.

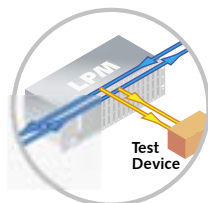
Each circuit module has five front panel LED activity indicators for SD, RD, CD, DTR and RTS. Gold-plated, self-wiping contacts ensure reliability.

The test module displays ten activity LEDs of a specific interface with associated test points, a lamp test push button, and a DB-25 monitor port for optional external equipment.

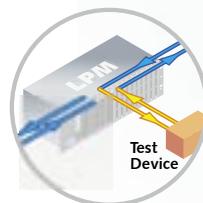
A dedicated V.35 LEDPatch System is configured with type MRC/Winchester connectors.



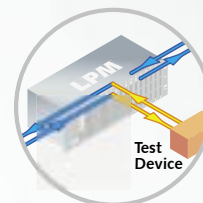
**Any to any circuit reconfiguration**



**Monitoring of data traffic with a scope**



**Intrusive breaking of the connection to implement network and controller testing**



# SPECIFICATIONS

Model Number	
Equipment Chassis	MKT-076-03532: LPM F/F System; DB-25 Connector
	MKT-076-03540: LPM M/F System; DB-25 Connector
	MKT-076-03534: LPM V.35 F/F System; MRC/Winchester Connector
	MKT-076-03541: LPM V.35 M/F System; MRC/Winchester Connector
Patch Module	MKT-076-03487: RS-232
	MKT-076-03489: RS-530
	MKT-076-03492: V.35
Test Module	MKT-076-03497: RS-232
	MKT-076-03499: RS-530
	MKT-076-03501: V.35
Power Supply	MKT-071-01328: 110 Vac
	MKT-071-01330: 220 Vac
Physical Interfaces	RS-232: DB-25
	RS-530: DB-25
	V.35: MRC/Winchester
Transmission Interfaces	RS-232/V.24
	RS-530 + RS-422
	RS-530A + RS-422
	V.35
Protocols	Transparent to all protocols (physical layer)
System Capacity	One Test Module per Chassis
	Sixteen Patch Modules per Chassis
Activity Indicators	One set activity LEDs per Test Module
	One set activity LEDs per Patch Module
Contacts	Gold-plated, self-wiping
Rated Voltage	12 volts DC
	1.1 amps
Dimensions	DB-25 Chassis: 19" W (48.26 cm) x 5" D (12.7 cm) x 5.25" H (13.34 cm)
	M-34 Chassis: 19" W (48.26 cm) x 7" D (17.78 cm) x 5.25" H (13.34 cm)
Weight	DB-25 System: 10 lbs. (45.359 kg)
	MRC/Winchester System: 14 lbs (63.501 kg)
Power	AC Source: 115 or 240 Volt input
	Current: 15 Watts
Compliance	EN 50081-1, EN 50082-1, EN 60950, FCC Part 15, FCC Subpart B, FCC Class A, IEC 60950, UL 1950, CE Approved

\*LEDPatch is only available as a fully configured system

## Configured Systems:

### RS-232:

- MKT-076-03535 - Consists of (1) MKT-076-03532, (1) MKT-076-03497, (16) MKT-03487 and (1) MKT-071-01328/30
- MKT-076-03536 - Consists of (1) MKT-076-03540, (1) MKT-076-03497, (16) MKT-03487 and (1) MKT-071-01328/30

### RS-530/RS449:

- MKT-076-03537 - Consists of (1) MKT-076-03532, (1) MKT-076-03499, (16) MKT-03489 and (1) MKT-071-01328/30
- MKT-076-03538 - Consists of (1) MKT-076-03540, (1) MKT-076-03499, (16) MKT-03489 and (1) MKT-071-01328/30

### V.35:

- MKT-076-03539 - Consists of (1) MKT-076-03534, (1) MKT-076-03501, (16) MKT-03492 and (1) MKT-071-01328/30
- MKT-076-03540 - Consists of (1) MKT-076-03541, (1) MKT-076-03501, (16) MKT-03492 and (1) MKT-071-01328/30

## Cables:

- CBE-076-02121 - Patch to Patch Cavity Cable - PVC Casing - Twisted Pair Conductors - 3 Feet
- CBE-076-02122 - Patch to Patch Cavity Cable - PVC Casing - Twisted Pair Conductors - 6 Feet



Pulse, Inc.  
 40935 County Center Drive  
 Suite F  
 Toll Free: 888-785-7393  
 Tel: 951-694-1173  
 Email: sales@pulsewan.com