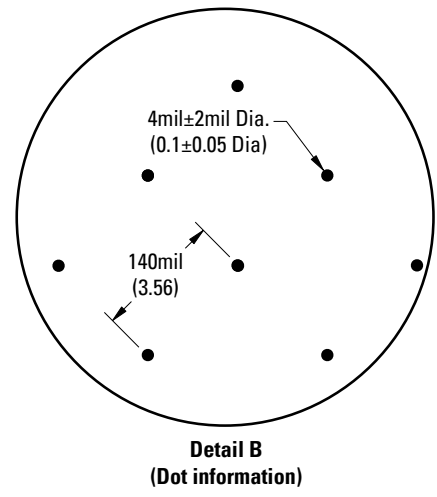
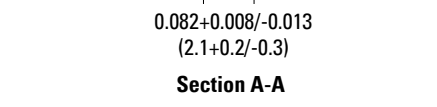
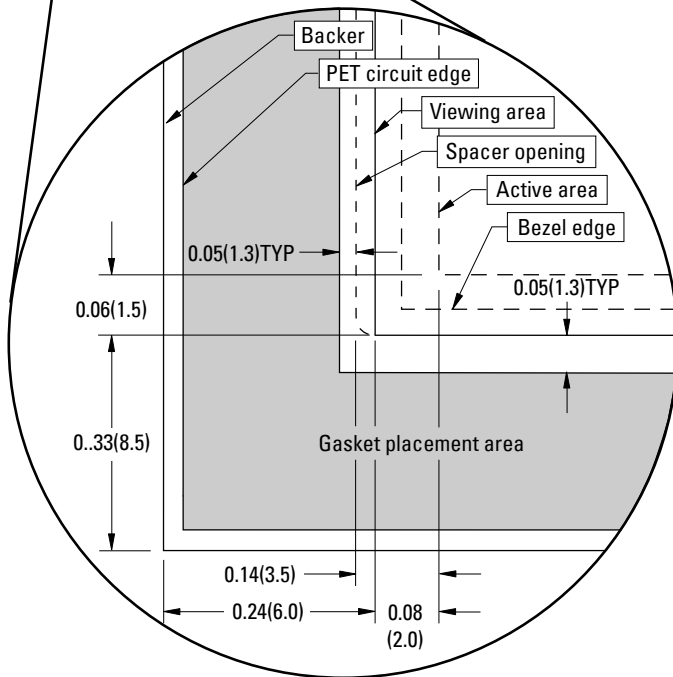
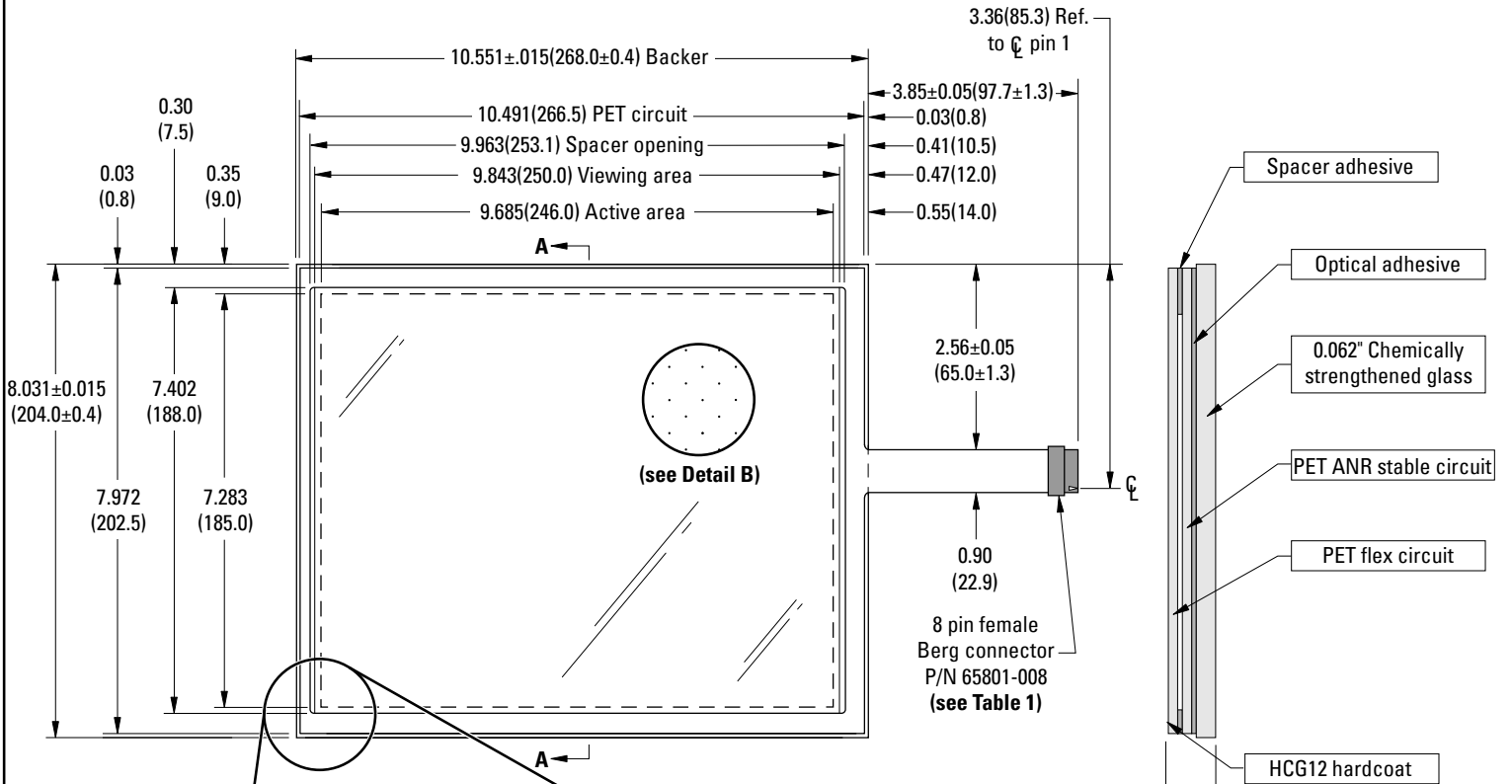


12.1" Resistive Touch Screen



Pin#	Assignment
1	Bottom excite
2	Bottom sense
3	Top sense
4	Top excite
5	Right excite
6	Right sense
7	Left sense
8	Left excite

Table 1
(pin assignments)

Tolerances

All tolerances unless otherwise stated, as follows:

Decimal tolerance	
(1.)	±.05
(1.0)	±.05
(1.00)	±.03
(1.000)	±.010

All dimensions in inches (mm for reference only)
Not to scale

Notes

- PL75 (75% Transmission)
- Workmanship standard per Dynapro document PS014.
- Refer to:
 - Dynapro Touch Screen Integration Guide.
 - Data sheet 1005 for hardcoat specifications.
 - Dynaclear-PL75 Resistive Touch Screen Specifications at www.dynapro.com
 - Stock touch screen drawing no. 95419-34

Call Toll-Free 1-888-568-6224