


PCM-3343

DM&P Vortex86DX-1GHz PC/104 SBC,
LCD, LAN, CFC, On board memory

NEW



Features

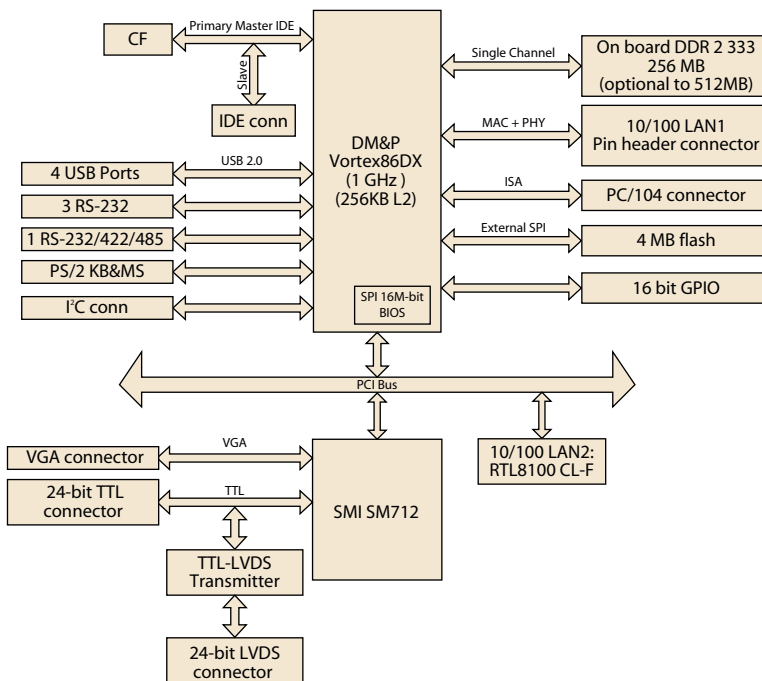
- Ultra low power, fanless DM&P Vortex86DX- 1 GHz and 256 MB on-board DDR2 memory
- CRT+LCD dual video outputs, 24-bit LVDS/TTL support
- Integrated Floating-point Unit
- Supports 2 LAN ports in standard PC/104 96 x 90 mm dimension
- Supports Embedded Software APIs and Utilities



Specifications

Processor System	CPU	DM&P Vortex86DX 1.0 GHz, supports Floating Point Unit (FPU)	
	Frequency	1.0 GHz	
	L2 Cache	256 KB	
	System Chipset	DM&P Vortex86DX- 1 GHz	
	BIOS	Award integrated 16 Mbit ROM in SOC	
Memory	Technology	DDR2 333 MHz SDRAM on board	
	Max. Capacity	512 MB	
	On board memory	On board 256 MB (512 MB supported by request)	
Display	Chipset	SMI SM712	
	VRAM	4 MB internal memory	
	Graphic Engine		62.5 MHz single clock/cycle engine (EM+)
			86 MHz single clock/cycle engine (EM4+)
	LVDS	Supports up to 1024 x 768 @ 24-bit LVDS LCD Panel	
	CRT	Supports up to 1024 x 768 @ 85 Hz	
	TTL LCD	Supports up to 1024 x 768 @ 24 bit TFT LCD Panel	
Dual Display	CRT+TTL, CRT+LVDS		
Ethernet	Speed	10/100 Mbps	
	Controller	LAN1: FE LAN on Vortex86DX SOC LAN2: FE LAN RTL8100C-LF	
	Connector	Pin header	
Watchdog Timer		System reset Software programmable from 30.5µ sec. to 512 sec. x 2 sets	
Storage	CompactFlash	Compact Flash socket(Type I/II),shared with primary IDE	
	IDE	1	
	SPI Flash	Optional onboard 4 MB SPI Flash Disk (Support by request for boot device or storage on DOS OS)	
Internal I/O	USB	4 x USB 2.0	
	Serial	3 RS-232, 1 RS-232/422/485	
	IDE	1	
	KB/Mouse	1	
	GPIO	16-bit general purpose input/output	
	I ² C	1	
Expansion	PC/104 slot	1	
Power	Power Type	AT	
	Power Supply Voltage	5V only to boot up (12 V is optional for LCD inverter and add on card)	
	Power Consumption (Typical: Idle in WinXPe)	0.74 @ 5 V (Vortex86DX 1 GHz, DDR2 667 256 MB)	
	Power Consumption (Max, test in passmark burn-in program)	0.85 A @5 V (Vortex86DX 1 GHz, DDR2 667 256 MB)	
	Battery	3 V/210 mA	
Environment	Operation	0 ~ 60° C (32 ~ 140° F) (operation humidity: 40° C @ 85% RH non-condensing)	
	Non-Operation	-40° C ~ 85° C and 60° C @ 95% RH non-condensing	
Physical Characteristics	Dimensions (L x W)	96 x 90 mm (3.8" x 3.5")	
	Weight	0.097 kg (0.214lb)	

Board Diagram



Ordering Information

Model	CPU	L2 Cache	Memory	CRT	LVDS	TTL	LAN	USB 2.0	RS-232	RS-232 /422/485	IDE	KB/MS	External SPI flash	Thermal solution	Expansion	Operation Temp
PCM-3343L-256A1E	DM&P Vortex86DX 1 GHz	256 KB	Onboard 256M	-	-	-	1 FE	2	1	1	1	Yes	-	Passive	PC/104	0 ~ 60° C
PCM-3343F-256A1E	DM&P Vortex86DX 1 GHz	256 KB	Onboard 256M	Yes	Yes	1	2 FE	4	3	1	1	Yes	-	Passive	PC/104	0 ~ 60° C
PCM-3343Z-256A1E	DM&P Vortex86DX 800 MHz	256 KB	Onboard 256M	Yes	Yes	1	2 FE	4	3	1	1	Yes	-	Passive	PC/104	-20 ~ 80° C
PCM-3343Z2-256A1E	DM&P Vortex86DX 800 MHz	256 KB	Onboard 256M	Yes	Yes	1	2 FE	4	3	1	1	Yes	-	Passive	PC/104	-40 ~ 85° C

Packing List

Part No.	Description	Quantity
	PCM-3343 SBC	
	Startup Manual	
	Utility CD	
1700060202	CABLE 6P-6P-6P PS/2 KB & MOUSE 20 cm	x 1
1703060053	PS2 Cable 6P (MINI-DIN)-6P (Wafer 2.0 mm) 6 cm	x 1
1703100260	USB cable 2 port 2.0 mm pitch w/ bracket 26 cm	x 1
1701200220	RS-232 x 2 ports 2.0mm pitch 22 cm	x 1
1703040157	RS-422/485 W/D-SUB COM 4P 15 cm	x 1
1700000898	VGA cable D-SUB 15P(F)/12P-1.25 mm 15 cm	x 1
1700017863	LAN cable RJ45/2 x 5P-2.0 15 cm	x 1
9660104000	PC/104 screw and copper post package	x 1

Optional Accessories

Part No.	Description
1701440350	IDE cable 44P/44P/44P 35 cm

Embedded OS/API

Embedded OS/API	Part No.	Description
WinCE 5.0	2070009763	CE 5.0 Pro PCM-3343 V1.3 ENG
WinCE 6.0	2070009536	CE 6.0 Pro PCM-3343 V1.3 ENG
Win XPE	2070009528	XPE WES2009 Vortex86DX V4.0 ENG
	2070009529	XPE WES2009 Vortex86DX V4.0 MUI24
Software API	205E343000	SUSI 3.0 SW API for PCM-3343 B:20091209 XP

Value-Added Software Services

Software API: An interface that defines the ways by which an application program may request services from libraries and/or operating systems. Provides not only the underlying drivers required but also a rich set of user-friendly, intelligent and integrated interfaces, which speeds development, enhances security and offers add-on value for Advantech platforms. It plays the role of catalyst between developer and solution, and makes Advantech embedded platforms easier and simpler to adopt and operate with customer applications.

Software APIs

Control



GPIO

General Purpose Input/Output is a flexible parallel interface that allows a variety of custom connections. It allows users to monitor the level of signal input or set the output status to switch on/off a device. Our API also provides Programmable GPIO, which allows developers to dynamically set the GPIO input or output status.



SMBus

SMBus is the System Management Bus defined by Intel® Corporation in 1995. It is used in personal computers and servers for low-speed system management communications. The SMBus API allows a developer to interface a embedded system environment and transfer serial messages using the SMBus protocols, allowing multiple simultaneous device control.



I2C

I2C is a bi-directional two wire bus that was developed by Philips for use in their televisions in the 1980s. The I2C API allows a developer to interface with an embedded system environment and transfer serial messages using the I2C protocols, allowing multiple simultaneous device control.

Display



Brightness Control

The Brightness Control API allows a developer to interface with an embedded device to easily control brightness.



Backlight

The Backlight API allows a developer to control the backlight (screen) on/off in an embedded device.

Monitor



Watchdog

A watchdog timer (WDT) is a device that performs a specific operation after a certain period of time if something goes wrong and the system does not recover on its own. A watchdog timer can be programmed to perform a warm boot (restarting the system) after a certain number of seconds.



Hardware Monitor

The Hardware Monitor (HWM) API is a system health supervision API that inspects certain condition indexes, such as fan speed, temperature and voltage.



Hardware Control

The Hardware Control API allows developers to set the PWM (Pulse Width Modulation) value to adjust fan speed or other devices; it can also be used to adjust the LCD brightness.

Power Saving



CPU Speed


Make use of Intel SpeedStep technology to reduce power consumption. The system will automatically adjust the CPU Speed depending on system loading.



System Throttling

Refers to a series of methods for reducing power consumption in computers by lowering the clock frequency. These APIs allow the user to lower the clock from 87.5% to 12.5%.

Software Utilities



BIOS Flash

The BIOS Flash utility allows customers to update the flash ROM BIOS version, or use it to back up current BIOS by copying it from the flash chip to a file on customers' disk. The BIOS Flash utility also provides a command line version and API for fast implementation into customized applications.



Embedded Security ID

The embedded application is the most important property of a system integrator. It contains valuable intellectual property, design knowledge and innovation, but it is easily copied! The Embedded Security ID utility provides reliable security functions for customers to secure their application data within embedded BIOS.



Monitoring

The Monitoring utility allows the customer to monitor system health, including voltage, CPU and system temperature and fan speed. These items are important to a device; if critical errors happen and are not solved immediately, permanent damage may be caused.



eSOS

The eSOS is a small OS stored in BIOS ROM. It will boot up in case of a main OS crash. It will diagnose the hardware status, and then send an e-mail to a designated administrator. The eSOS also provides remote connection: Telnet server and FTP server, allowing the administrator to rescue the system.



Flash Lock

Flash Lock is a mechanism that binds the board and CF card (SQFlash) together. The user can "Lock" SQFlash via the Flash Lock function and "Unlock" it via BIOS while booting. A locked SQFlash cannot be read by any card reader or boot from other platforms without a BIOS with the "Unlock" feature.