


BP-208SP-P7-A10

Wallmount

Industrial Computing Platform Partner

Wallmount, PCI 8-slot Backplane, 7 PCI, Single Segment




Features

- PCI x 7
- PICMG/PCI x 1
- Fan Connector x 2
- ATX Connector x 1
- ATX Power Connector x 1
- Single System
- Dimension: 7" x 8.6" (178mm x 219mm)

BP-206SI-V60

Wallmount

Wallmount, ISA 6-slot Backplane, 6 ISA, Single Segment




Features

- ISA x 6
- Single System
- Chassis: AEC-206
- AT Power Connector x 1
- Dimension: 6.1" x 5.2" (155mm x 133mm)

BP-206SG-P4-A11

Wallmount

Wallmount, PICMG 6-slot Backplane, 4 PCI/ 2 ISA, Single Segment



Features

- PCI x 4
- PICMG x 2
- ISA x 2
- Fan connector x 2
- ATX Control Connector x 1
- AT Power Connector x 1
- ATX Power Connector x 1
- Dimension: 10.4" x 5.3" (264mm x 134mm)

01

Full-size SBC

02

Half-size SBC

03

Industrial Motherboard

04

Industrial Chassis

05

Firewall Platform

06

Industrial Backplanes

07

Daughter Board

08

Embedded Motherboards

09

Mini PCI Modules

10

Sun-readable LCD Monitors

11

Accessories