

General Specifications

Model SIHM
Indicator
(With Housing)

YEW SERIES 80

The SIHM Indicator accepts a 1 to 5 V DC input signal and displays it on a pointer meter. This instrument can be mounted individually or side-by-side with other YewSeries 80 instruments.

STANDARD SPECIFICATIONS.

Input Signal

Analog Input: 1 to 5 V DC.

(Input signals are not isolated from each other.)

Input Resistance: 2 k Ω .

Indicator

Indicator Type: Moving coil meter.

Pointer Color:

1-point . . . Red (Right).

2-point . . . Red (Left), Blue (Right).

Normal Operating Conditions

Ambient Temperature: 0 to 50°C.

Ambient Humidity: 5 to 90% relative humidity (non-condensing).

Insulation Resistance:

Between Input Terminals and Housing (ground): 100 M Ω /500 V DC.


Dielectric Strength:

Between Input Terminals and Housing: 500 V AC for 1 minute.

Wiring:

Signal Wiring from the Field: ISO M4 size (4 mm) screws on terminal block.

Mounting: Flush panel mounting. Instruments are in housings, and may be mounted individually or side-by-side. Instrument may be inclined with front up to 75° from vertical (rear of instrument lower than fronts). (Indicator zero may need readjustment).



Nameplate:

Size: 8 × 65.3 mm, cream semi-gloss finish.

Lettering: In black, one or two rows each up to 14 alphanumeric characters long.

Front Panel Finish: Dark Green (Munsell 2.5GY 3/1).

Bezel: Aluminium diecast, black baked-enamel finish.

Housing: Open front.

Housing Dimensions: 182.5 (H) × 87 (W) × 480 ((D): depth behind panel surface) (mm).

Weight:

Indicator: 3 kg (excluding housing).

Housing: 2 kg (excluding mounting kit).

OPTIONS.

/A2ER: 220 V power supply version. The SIHM Indicator requires no power supply; however, it is wise to order the same housing (power supply) version for all instruments on a panel, so that any instrument can be used in any housing – this makes panel layout easy.

/MTS: Indicator supplied with kit for individual mounting. For mounting in groups, see GS 1B4F1-E.

/SCF-G□M: Mounting kit bezel color change from standard color (black). Choose color front set of optional colors (see GS 22D1F1-E). Specify color code in space □.



/NHS: No housing, instrument only. See GS 1B4F1-E to order housing separately.

/NPE: Letters engraved on front panel nameplate.

MODEL AND SUFFIX CODES.

Model	Suffix Code	Description
SIHM	Indicator
Inputs	-1	One input
	-2	Two inputs
	00	Always 00
Style Code	*B	Style B
Options	/A2ER	220V power supply version
	/MTS	With mounting kit
	/SCF-G□M	Bezel color change
	/NHS	Without housing
	/NPE	Nameplate engraving

TERMINAL CONNECTIONS.

Terminal Designation	Description	Terminal Designation	Description
1	+  Input 1, 1 to 5 V DC	17	
2		18	
3	+  Input 2, 1 to 5 V DC*	19	
4		20	
5		21	
6		A	
7		B	
8		C	
9		D	
10		F	
11		H	
12		J	
13		K	
14		L	
15		M	
16		N	

*In Model SIHM-200*B
 (Input 1: Red Pointer)
 (Input 2: Blue Pointer)

Printed in Japan ; August 1, 1982/2-3(Y)

===== ORDERING INSTRUCTIONS =====

- Specify the following when ordering:
1. Model, suffix and option codes.
 2. Main scale and engineering units marking (see GS 22D1C1-E).
 3. Nameplate marking, if required (option /NPE).
 4. Mounting kit (option /MTS), if the instrument is to be mounted individually.