

## AHM Series



GREEN•POWER

- IT & Medical Approvals
- Energy Efficiency Level V, CEC2008 & EISA 2007
- <0.5 W No Load Input Power
- Class I and Class II Models (Except AHM250)
- Very High Efficiency
- IP21 Environmental Rating
- 3 Year Warranty

## Specification

## Input

Input Voltage	• 80-264 VAC (see derating curve)
Input Frequency	• 47-63 Hz
Input Current	• 85 W: 0.8 A at 115 VAC, 0.4 A 100 W: 1.0 A at 115 VAC, 0.5 A 150 W: 1.5 A at 115 VAC, 0.75 A 180 W: 1.7 A at 115 VAC, 0.9 A 250 W: 2.3 A at 115 VAC, 0.9 A at 230 VAC
Inrush Current	• 70 A typical, 120 A max at 230 VAC, cold start at 25 °C
Power Factor	• >0.9 at 115 VAC, 60 Hz at 250 VAC
Earth Leakage Current	• 85 W: 70 µA typical, 180 µA max 100 W: 70 µA typical, 180 µA max 150 W: 80 µA typical, 200 µA max 180 W: 80 µA typical, 200 µA max 250 W: 80 µA typical, 200 µA max at 264 VAC/60 Hz
Input Protection	• 85 W: Internal T2.5 A/250 V 100 W: Internal T2.5 A/250 V 150 W: Internal T4.0 A/250 V 180 W: Internal T4.0 A/250 V 250 W: Internal T6.3 A/250 V fuse in line and neutral
No Load Input Power	• <0.5 W

## Output

Output Voltage	• See tables
Output Voltage Trim	• Not user-adjustable
Minimum Load	• No minimum load required
Start Up Delay	• 100-300 ms typical, model dependant <sup>(1)</sup>
Hold Up Time	• 20 ms typical
Line Regulation	• ±1.5% maximum
Load Regulation	• ±3.0% maximum
Transient Response	• 5% max. deviation, recovery to within 1% in 500 µs for a 25% load change
Ripple & Noise	• Typically less than 1%, 1.5% max pk-pk <sup>(2)</sup>
Overvoltage Protection	• 125% typical, Recycle input to reset
Overtemperature Protection	• Unit shuts down, auto recovery
Overload Protection	• 115-175%, auto recovery
Short Circuit Protection	• Trip and restart (hiccup mode)
Temperature Coefficient	• 0.05 %/°C

## General

Efficiency	• 92% typical
Energy Efficiency	• Level V
Isolation	• 4000 VAC In to Out, 2 x MOPP 1500 VAC In to Earth, 1 x MOPP 500 VAC Out to Earth, 1 x MOPP
Switching Frequency	• 45-200 KHz variable
Power Density	• 4.4-5.7 W/in <sup>3</sup>
MTBF	• 153 kHrs typical to MIL-HDBK-217F at 25 °C, GB

## Environmental

Operating Temperature	• 0 °C to +60 °C, derate linearly from 100% power at +40 °C to 60% power at +60 °C
Cooling	• Convection-cooled
Operating Humidity	• 5-95% RH, non-condensing
Storage Temperature	• -40 °C to +85 °C
Operating Altitude	• 3000 m
Shock	• 3 x 30 g/11 ms shocks in both +ve & -ve directions along the 3 orthogonal axis, total 18 shocks.
Vibration	• Three axis 5-500 Hz at 2 g x 10 sweeps

## EMC &amp; Safety

Emissions	• EN55011/22, class B conducted EN55011/22, class B radiated
Harmonic Currents	• EN61000-3-2, class A
Voltage Flicker	• EN61000-3-3
ESD Immunity	• EN61000-4-2, level 3, Perf Criteria A
Radiated Immunity	• EN61000-4-3, level 3, Perf Criteria A
EFT/Burst	• EN61000-4-4, level 3, Perf Criteria A
Surge	• EN61000-4-5, installation class 3, Perf Criteria A
Conducted Immunity	• EN61000-4-6, level 3, Perf Criteria A
Magnetic Field	• EN61000-4-8, level 3, Perf Criteria A
Dips & Interruptions	• EN61000-4-11, EN60601-1-2
Safety Approvals	• EN60601-1, ANSI/AAMI ES60601-1, CSA22.2 No. 60601-1 per cUL, Including Risk Management, EN60950, UL60950, Denan (PSE) certification

## Notes

1. See longform datasheet for further information.
2. Measured at the end of the output cable with 10 µF electrolytic and 0.1 µF ceramic capacitor.

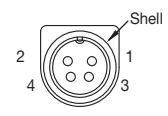
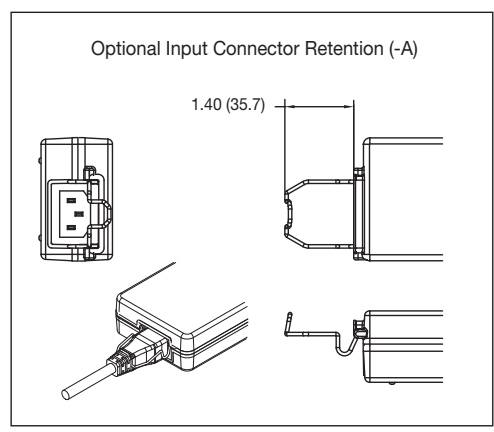
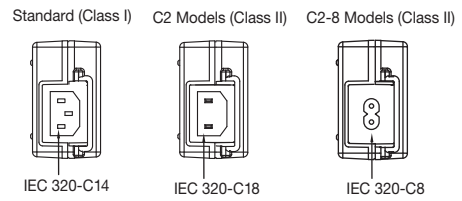
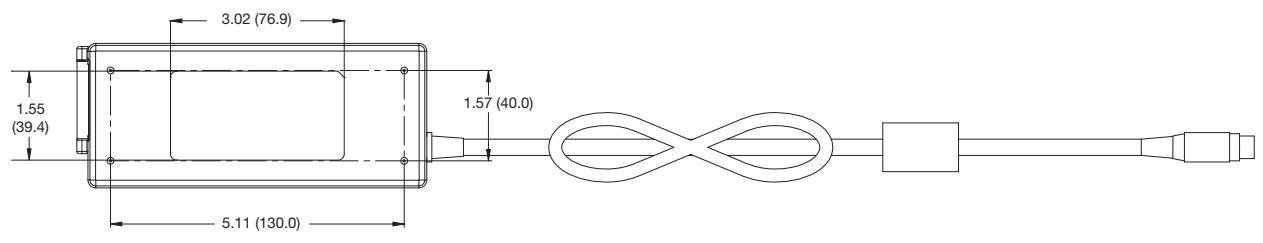
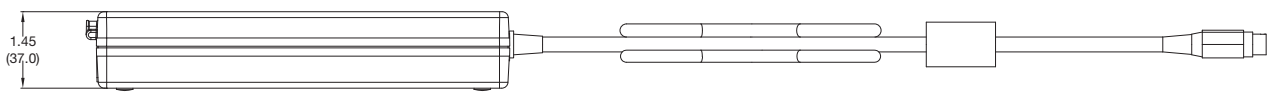
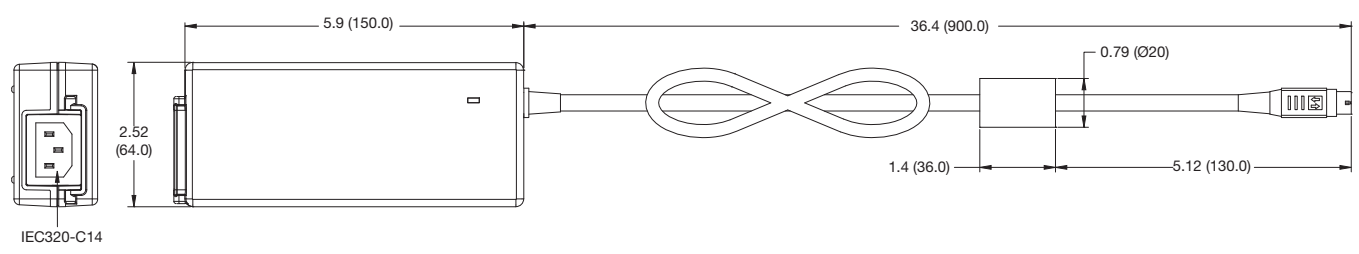
## Models and Ratings

Output Power	Output Voltage	Output Current	Model Number <sup>(1)</sup>
85 W	12.0 VDC	7.08 A	AHM85PS12†^
85 W	15.0 VDC	5.67 A	AHM85PS15†^
85 W	19.0 VDC	4.47 A	AHM85PS19†^
85 W	24.0 VDC	3.54 A	AHM85PS24†^
85 W	12.0 VDC	7.08 A	AHM85PS12C2
85 W	15.0 VDC	5.67 A	AHM85PS15C2
85 W	19.0 VDC	4.47 A	AHM85PS19C2
85 W	24.0 VDC	3.54 A	AHM85PS24C2

### Notes

1. Models with suffix 'C2' have a Class II equipment protection classification.
  2. For IEC320-C8 input connector with Class II models, add suffix '-8' to the model number, e.g. AHM85PS24C2-8.
  3. For optional input connector retention clip, add suffix '-A' to the model number e.g. AHM85PS24C2-A.
  4. Alternate case colours available for OEM quantities, contact sales for information.
- † Available from Farnell & element14. See pages 284-290.  
 ^ Available from Newark. See pages 291-296.

## Mechanical Details



Output Connector equivalent to KPPX-4P (Non Locking)	
Pin 1	Output +
Pin 2	Output +
Pin 3	Return
Pin 4	Return
Outer Shell	GND*
Outer Shell C2 Models	Floating

\* Functional earth.

### Notes

1. Tolerance is 0.02 (0.5) maximum, except output cable length.
2. Weight 0.9 lbs (400 g).
3. Dimensions shown in inches (mm).
4. Alternate case colours available for OEM quantities, contact sales for information.

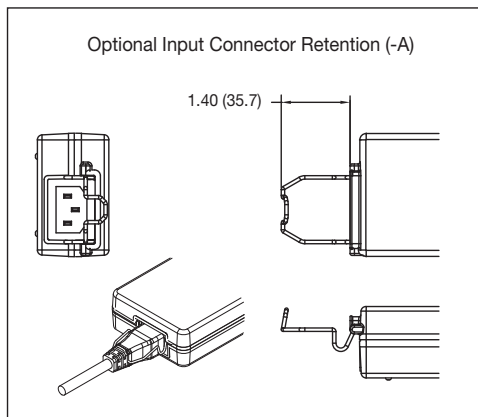
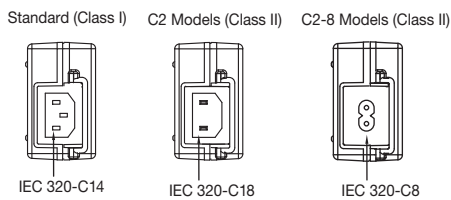
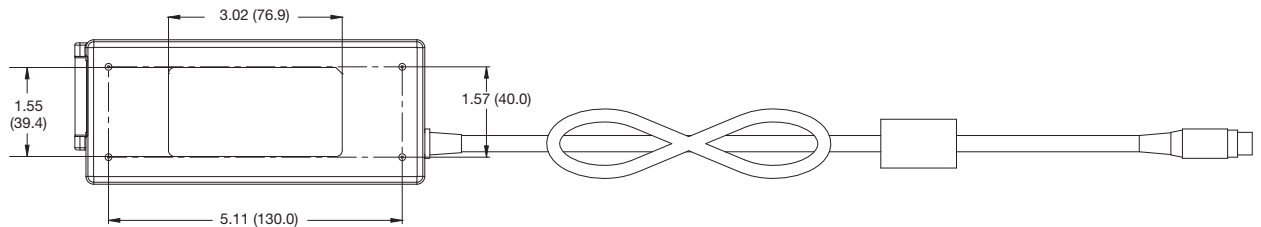
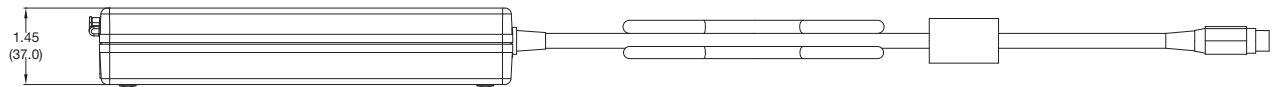
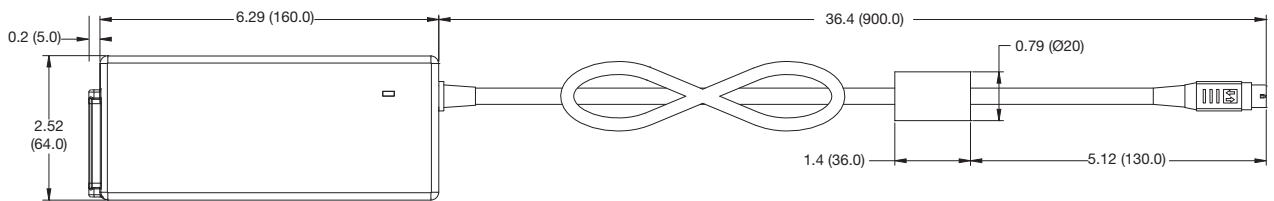
## Models and Ratings

Output Power	Output Voltage	Output Current	Model Number <sup>(1)</sup>
100 W	12.0 VDC	8.33 A	AHM100PS12†^
100 W	15.0 VDC	6.67 A	AHM100PS15†^
100 W	19.0 VDC	5.26 A	AHM100PS19†^
100 W	24.0 VDC	4.16 A	AHM100PS24†^
100 W	48.0 VDC	2.08 A	AHM100PS48†^
100 W	12.0 VDC	8.33 A	AHM100PS12C2
100 W	15.0 VDC	6.67 A	AHM100PS15C2
100 W	19.0 VDC	5.26 A	AHM100PS19C2
100 W	24.0 VDC	4.16 A	AHM100PS24C2
100 W	48.0 VDC	2.08 A	AHM100PS48C2

### Notes

- Models with suffix 'C2' have a class II equipment protection classification.
  - For IEC320-C8 input connector with class II models, add suffix '-8' to the model number, e.g. AHM100PS24C2-8.
  - For optional input connector retention clip, add suffix '-A' to the model number e.g. AHM100PS24C2-A.
  - Alternate case colours available for OEM quantities, contact sales for information.
- † Available from Farnell & element14. See pages 284-290.  
 ^ Available from Newark. See pages 291-296.

## Mechanical Details



Output Connector equivalent to KPPX-4P (Non Locking)	
Pin 1	Output +
Pin 2	Output +
Pin 3	Return
Pin 4	Return
Outer Shell	GND*
Outer Shell C2 Models	Floating

\* Functional earth.

### Notes

- Tolerance is 0.02 (0.5) maximum, except output cable length.
- Weight 1.1 lbs (500 g).
- Dimensions shown in inches (mm).

## Models and Ratings

**AHM150 XP**

Output Power	Output Voltage	Output Current	Model Number <sup>(1)</sup>
150 W	12.0 VDC	12.50 A	AHM150PS12†^
150 W	15.0 VDC	10.00 A	AHM150PS15†^
150 W	19.0 VDC	7.89 A	AHM150PS19†^
150 W	24.0 VDC	6.25 A	AHM150PS24†^
150 W	48.0 VDC	3.13 A	AHM150PS48†^
150 W	12.0 VDC	12.50 A	AHM150PS12C2
150 W	15.0 VDC	10.00 A	AHM150PS15C2
150 W	19.0 VDC	7.89 A	AHM150PS19C2
150 W	24.0 VDC	6.25 A	AHM150PS24C2
150 W	48.0 VDC	3.13 A	AHM150PS48C2

### Notes

1. For optional input connector retention clip, add suffix '-A' to the model number e.g. AHM150PS24-A. Models with suffix 'C2' have a class II equipment protection classification. For IEC320-C8 input connector with class II models, add suffix '-8' to the model number, e.g. AHM150PS24C2-8.

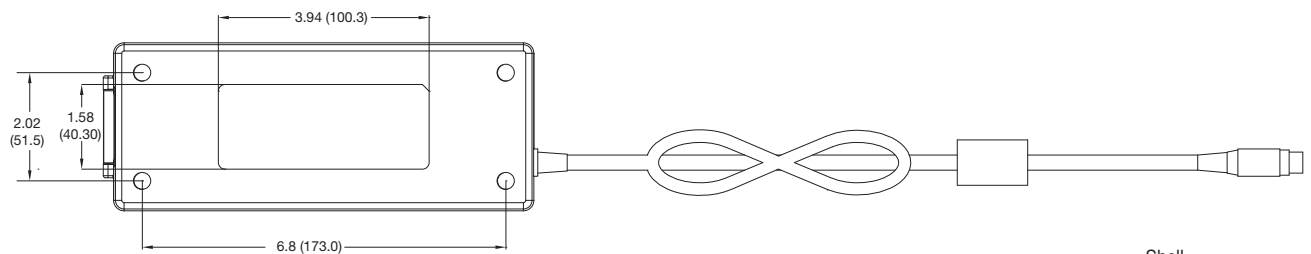
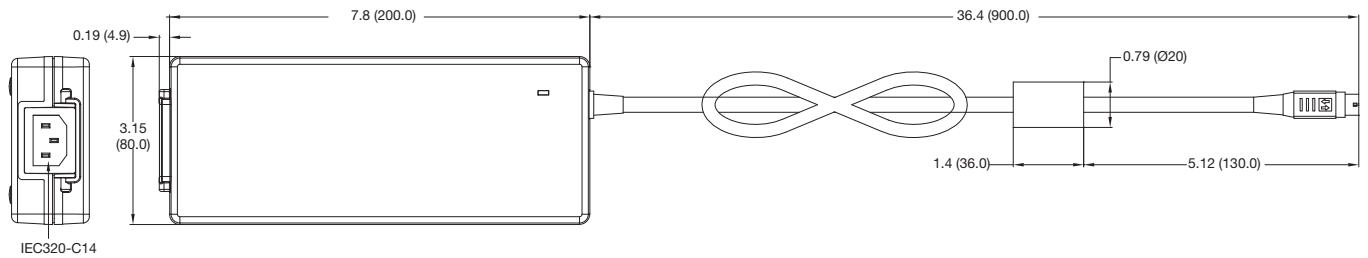
2. Alternate case colours available for OEM quantities, contact sales for information.

† Available from Farnell & element14. See pages 284-290.

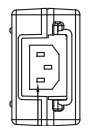
^ Available from Newark. See pages 291-296.

### Mechanical Details

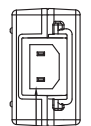
Dimensions shown in inches (mm).



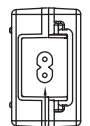
Standard (Class I)    C2 Models (Class II)    C2-8 Models (Class II)



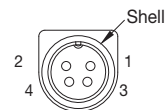
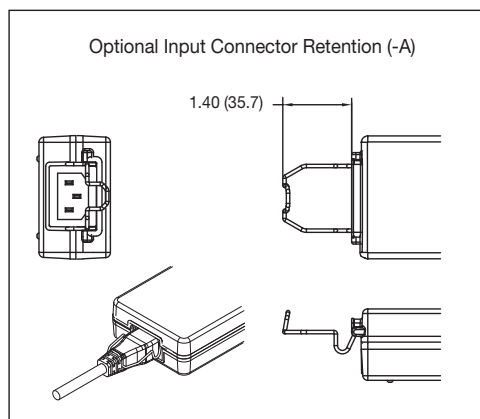
IEC 320-C14



IEC 320-C18



IEC 320-C8



Output Connector equivalent to KPPX-4P (Non Locking)

Pin 1	Output +
Pin 2	Output +
Pin 3	Return
Pin 4	Return
Outer Shell	GND*

\* Functional earth.

### Notes

1. Tolerance is 0.02 (0.5) maximum, except output cable length.

2. Weight 1.3 lbs (600 g).



Output Power	Output Voltage	Output Current	Model Number
165 W	12.0 VDC	13.50 A	AHM180PS12†^
180 W	15.0 VDC	12.00 A	AHM180PS15†^
180 W	19.0 VDC	9.47 A	AHM180PS19†^
180 W	24.0 VDC	7.50 A	AHM180PS24†^
180 W	48.0 VDC	3.75 A	AHM180PS48†^
165 W	12.0 VDC	13.50 A	AHM180PS12C2
180 W	15.0 VDC	12.00 A	AHM180PS15C2
180 W	19.0 VDC	9.47 A	AHM180PS19C2
180 W	24.0 VDC	7.50 A	AHM180PS24C2
180 W	48.0 VDC	3.75 A	AHM180PS48C2

Notes

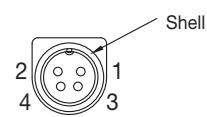
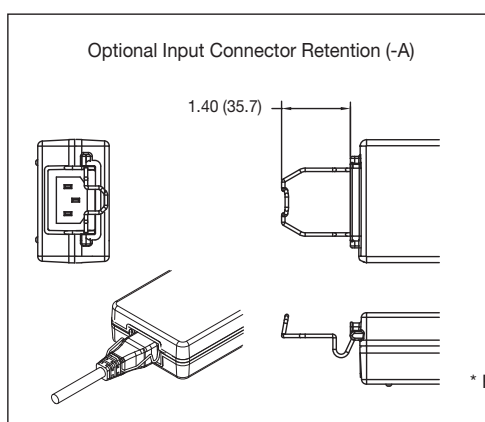
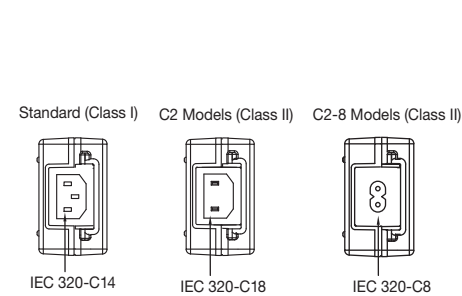
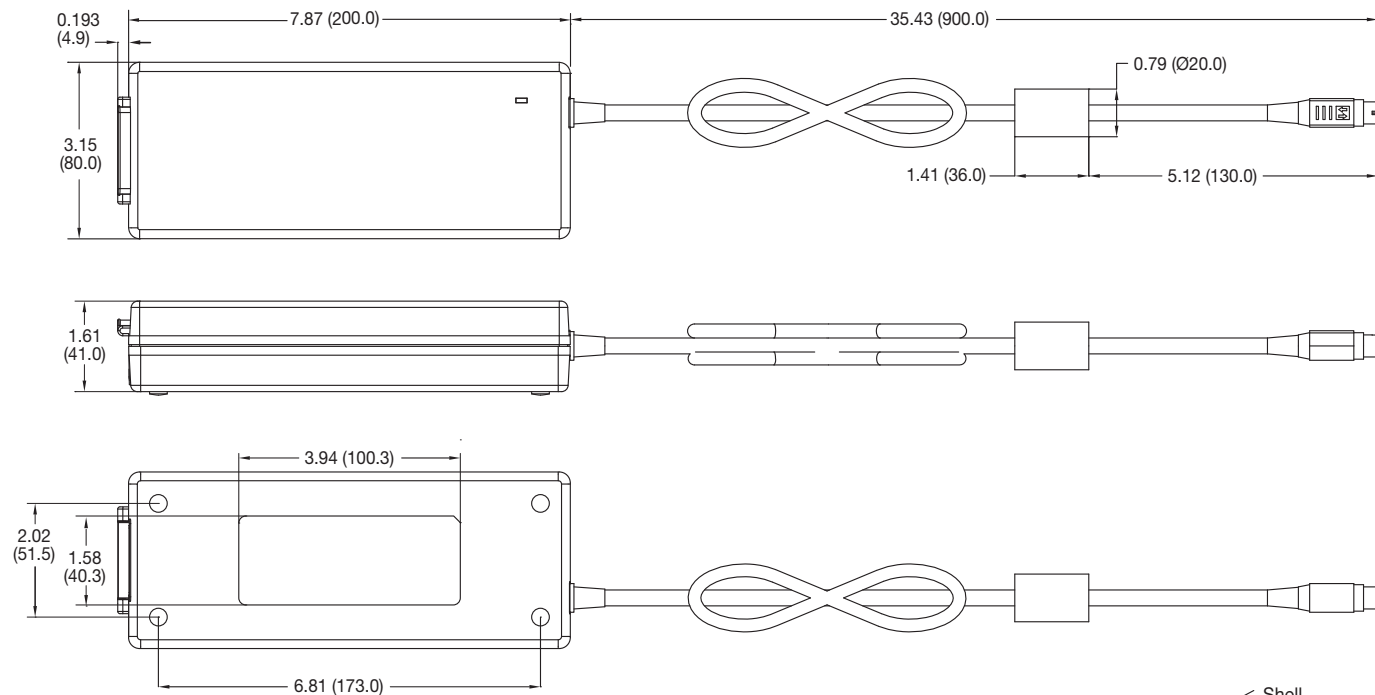
- For optional input connector retention clip, add suffix '-A' to the model number e.g. AHM180PS24-A. Models with suffix 'C2' have a class II equipment protection classification. For IEC320-C8 input connector with class II models, add suffix '-8' to the model number, e.g. AHM180PS24C2-8.
- Alternate case colours available for OEM quantities, contact sales for information.

† Available from Farnell & element14. See pages 284-290.

^ Available from Newark. See pages 291-296.

Mechanical Details

Dimensions shown in inches (mm).



Output Connector equivalent to KPPX-4P (Non Locking)	
Pin 1	Output +
Pin 2	Output +
Pin 3	Return
Pin 4	Return
Outer Shell	GND*

\* Functional earth.

Notes

1. Dimensions shown in inches (mm). Tolerance is 0.02 (0.5) maximum, except output cable length.

2. Weight 1.4 lbs (620 g)

**Models and Ratings**

Output Power	Output Voltage	Output Current	Model Number
210 W	12.0 VDC	17.50 A	AHM250PS12†^
220 W	15.0 VDC	14.66 A	AHM250PS15†^
240 W	19.0 VDC	12.63 A	AHM250PS19†^
250 W	24.0 VDC	10.41 A	AHM250PS24†^
250 W	48.0 VDC	5.21 A	AHM250PS48†^

**Notes**

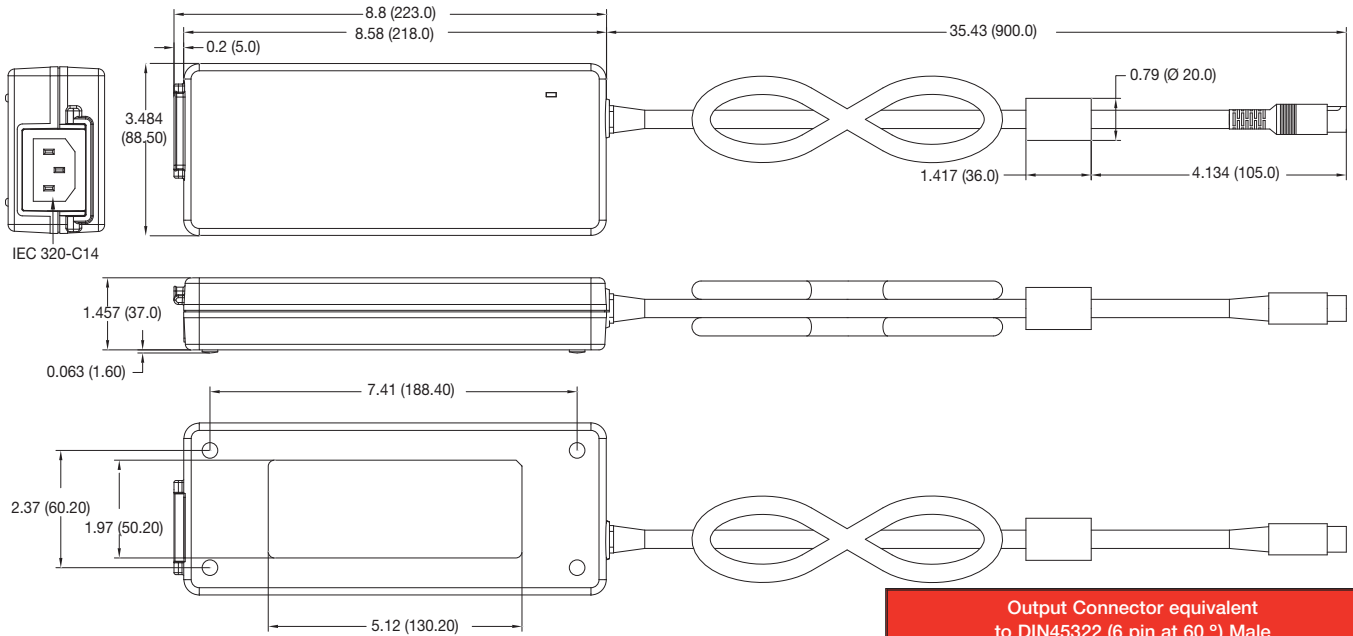
1. For optional input connector retention clip, add suffix '-A' to the model number e.g. AHM250PS24-A.
2. Alternate case colours available for OEM quantities, contact sales for information.

† Available from Farnell & element14. See pages 284-290.

^ Available from Newark. See pages 291-296.

**Mechanical Details**

Dimensions shown in inches (mm).



Output Connector equivalent to DIN45322 (6 pin at 60 °) Male	
Pin 1	Output +
Pin 2	Return
Pin 3	Return
Pin 4	Return
Pin 5	Output +
Pin 6	Output +
Outer Shell	GND*

\* Functional earth.

**Notes**

1. Dimensions shown in inches (mm). Tolerance is 0.02 (0.5) maximum, except output cable length.
2. Weight 2.2 lbs (1000 g).

**Derating Curve**

