

Backplane Selection Guide

Rackmount Chassis

PICMG 1.0	Slots per Segment			PCI-X	Compatible Chassis										
	PICMG	PCI	ISA		RK-110S	RK210S	RK-220	RK-260	RK-410FS	RK-440	RK-460	RK-610	RK-615FB		
HPCI-D3S2	1	2	-	-	✓										
HPCI-D6S4	1	4	1	-		✓	✓	✓							
HPCI-13S4LU	3	4	9	-					✓	✓	✓	✓	✓		
HPCI-14S7U	3	7	7	-					✓	✓	✓	✓	✓		
HPCI-14S12U	2	12	2	-					✓	✓	✓	✓	✓		
HPCI-14S/ATX	2	4	9	-					✓	✓	✓	✓	✓		
HPCI-15S	2	4	10	-						✓		✓	✓		
HPCI-15S10	2	10	4	-						✓		✓	✓		
HPCI-19S18A	2	18	1	-						✓					
PICMG 1.3	PICMG	PCI	PCI-E			PCI-X	RK-110SE	RK-210E	RK-220E						
			x1	x4	x16										
EBP-10E5	1	4	4		1	-					✓	✓	✓	✓	✓
EBP-13E2	1	10	-	1	1	-					✓	✓	✓	✓	✓
EBP-13E4	1	7	-	3	1	-					✓	✓	✓	✓	✓
EBP-16Q8	4	4	-	4	4	-						✓			
EBP-D5E2	1	2	-	1	1	-		✓	✓						
EBP-D3S1	1	1	-			-	✓								
EBP-D3E1	1	-	-	1		-	✓								

Wallmount Chassis

PICMG 1.0	Slots per Segment			PCI-X	Compatible Chassis					
	PICMG	PCI	ISA		RK-604A	RK-606UC	RK-607B	RK-608B		
HPM-4S	1	3	-	-	✓					
HPM-5S	1	4	-	-		✓				
HPCI-6S4	1	4	1	-		✓	✓			
HPCI-8S4	2	4	4	-				✓		
HPCI-9S7U	2	7	2	-				✓		
PICMG 1.3	PICMG	PCI	PCI-E			PCI-X				
			x1	x4	x16					
EBP-7E2	1	4	-	1	1	-			✓	
EBP-9E2	1	6	-	1	1	-			✓	
EBP-5E1	1	2	-		1	1		✓	✓	✓

PICMG Backplanes

ADLINK offers a wide selection of standard PCI/ISA or PCI Express backplanes from 4 up to 20 slots. Our professional OEM team is capable of quick turnarounds for custom backplanes tailored to your specifications and chassis.

We make designing, developing, prototyping, and maintaining your projects simple and efficient. For all your backplane needs, contact us. We have a solution for you.

PICMG® 1.3 Backplanes



EBP-5E1

PCI-E® x16	1	PICMG®	1
PCI-E® x4		AT	
PCI-X™	1	ATX	Yes
PCI™	2	Segments	1
Dimensions	153 mm x 330 mm		




EBP-7E2

PCI-E® x16	1	PICMG®	1
PCI-E® x4	1	AT	
PCI-E® x1		ATX	Yes
PCI™	4	Segments	1
Dimensions	328 mm x 206 mm		




EBP-9E2

PCI-E® x16	1	PICMG®	1
PCI-E® x4	1	AT	
PCI-E® x1		ATX	Yes
PCI™	6	Segments	1
Dimensions	328 mm x 206 mm		




EBP-D3E1

PCI-E® x16		PICMG®	1
PCI-E® x4	1	AT	
PCI-E® x1		ATX	Yes
PCI™		Segments	1
Dimensions	331 mm x 39 mm		




EBP-D3S1

PCI-E® x16		PICMG®	1
PCI-E® x4		AT	
PCI-E® x1		ATX	Yes
PCI™	1	Segments	1
Dimensions	331 mm x 39 mm		




EBP-D5E2

PCI-E® x16	1	PICMG®	1
PCI-E® x4	1	AT	
PCI-E® x1		ATX	Yes
PCI™	2	Segments	1
Dimensions	331 mm x 84 mm		




EBP-10E5

PCI-E® x16	1	PICMG®	1
PCI-E® x4		AT	
PCI-E® x1	4	ATX	Yes
PCI™	4	Segments	1
Dimensions	330 mm x 318 mm		




EBP-13E2

PCI-E® x16	1	PICMG®	1
PCI-E® x4	1	AT	
PCI-E® x1		ATX	Yes
PCI™	10	Segments	1
Dimensions	330mm x 318mm		




EBP-13E4

PCI-E® x16	1	PICMG®	1
PCI-E® x4	3	AT	
PCI-E® x1		ATX	Yes
PCI™	7	Segments	1
Dimensions	330 mm x 318 mm		




EBP-16Q8


PCI-E® x16	4	PICMG®	4
PCI-E® x4	4	AT	
PCI-E® x1		ATX	Yes
PCI™	4	Segments	4
Dimensions	328 mm x 416 mm		




PICMG® 1.0 Backplanes



HPCI-D3S2				
PICMG®	1	AT		
PCI™	2	ATX	Yes	
ISA		Segments		1
Dimensions	261 mm x 39 mm			




HPCI-D6S4				
PICMG®	1	AT	Yes	
PCI™	4	ATX	Yes	
ISA	1	Segments		1
Dimensions	261 mm x 79.6 mm			




HPCI-6S4				
PICMG®	1	AT	Yes	
PCI™	4	ATX	Yes	
ISA	1	Segments		1
Dimensions	264.2 mm x 132.7 mm			




HPCI-8S4				
PICMG®	2	AT	Yes	
PCI™	4	ATX	Yes	
ISA	4	Segments		1
Dimensions	264.2 mm x 218 mm			




HPCI-9S7U				
PICMG®	2	AT	Yes	
PCI™	7	ATX	Yes	
ISA	2	Segments		1
Dimensions	213.4 mm x 259.1 mm			




HPCI-13S4LU				
PICMG®	3	AT	Yes	
PCI™	4	ATX	Yes	
ISA	9	Segments		1
Dimensions	314.7 mm x 259 mm			




HPCI-14S7U				
PICMG®	3	AT	Yes	
PCI™	7	ATX	Yes	
ISA	7	Segments		1
Dimensions	314.7 mm x 259.1 mm			




HPCI-14S12U				
PICMG®	2	AT	Yes	
PCI™	12	ATX	Yes	
ISA	2	Segments		1
Dimensions	314.7 mm x 259 mm			




HPCI-14S/ATX				
PICMG®	2	AT	Yes	
PCI™	4	ATX	Yes	
ISA	9	Segments		1
Dimensions	312 mm x 265 mm			




HPCI-15S				
PICMG®	2	AT	Yes	
PCI™	4	ATX	Yes	
ISA	10	Segments		1
Dimensions	317 mm x 264.2 mm			




HPCI-15S10				
PICMG®	2	AT	Yes	
PCI™	10	ATX	Yes	
ISA	4	Segments		1
Dimensions	317 mm x 264.2 mm			



HPCI-19S18A				
PICMG®	2	AT	Yes	
PCI™	18	ATX	Yes	
ISA	1	Segments		1
Dimensions	415.3 mm x 264.2 mm			



HPM-4S				
PICMG®	1	AT		
PCI™	3	ATX	Yes	
ISA		Segments		1
Dimensions	175 mm x 97.5 mm			



HPM-5S				
PICMG®	1	AT		
PCI™	4	ATX	Yes	
ISA		Segments		1
Dimensions	175 mm x 133 mm			