


SOM-4461 A2


Intel® Atom™ Processor
N270 ETX CPU Module

NEW



Features

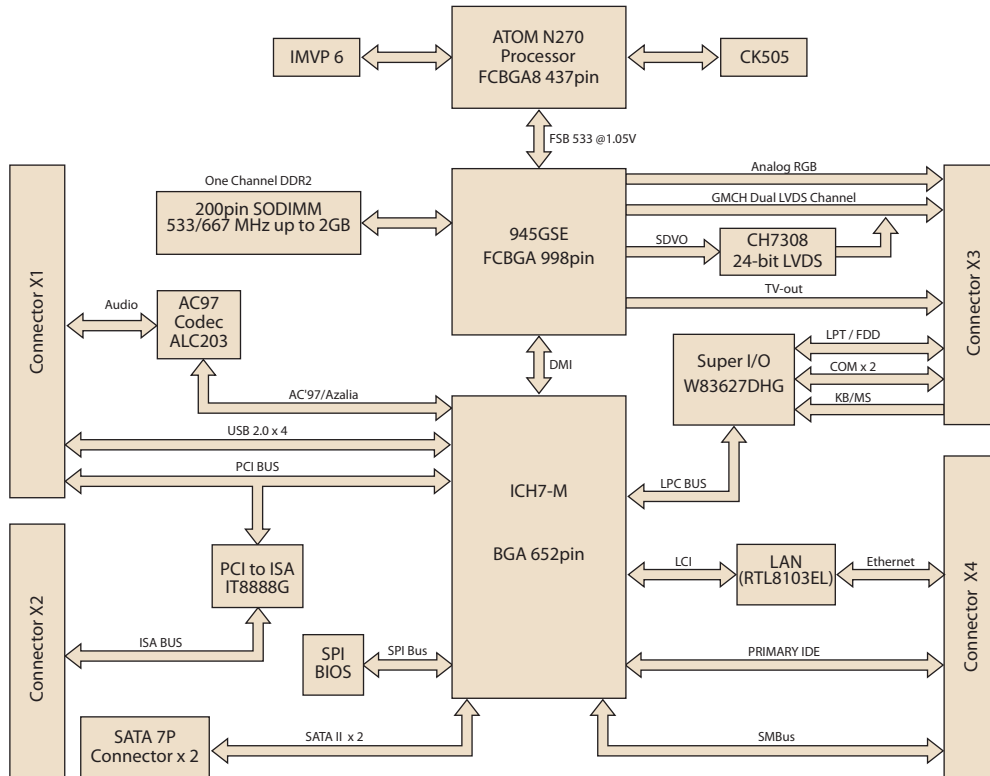
- Embedded Intel® Atom™ Processor N270 1.6 GHz + 945GSE + ICH7M
- Intel GMA 950, Microsoft DirectX 9.1, Supports 36/48-bit LVDS TFT LCD
- Supports one DDR2-533 memory SODIMM sockets up to 2 GB
- Interface & I/O: Supports 4 PCI Master, LPC, 1 IDE, 2 SATA, 4 USB 2.0, 2 COMs, FDD/LPT, Line-in/out, Mic-in
- Supports embedded software APIs and Utility



Specifications

Form Factor		ETX 3.0
Processor System	CPU	Embedded Intel Atom Processor N270 1.6 GHz
	Front Side Bus	533 MHz
	System Chipset	Intel 945GSE/ ICH7M
	BIOS	AWARD 8 Mbit Flash BIOS
Memory	Technology	DDR2 400/533 MHz
	Max. Capacity	up to 2 GB
	Socket	1 x 200-pin SODIMM socket
Display	Chipset	Intel 945GSE
	VRAM	DVMT 3.0 supports up to 224 MB
	Graphics Engine	Intel GMA950, Microsoft DirectX* 9.1
	LVDS	Dual channel 36/48-bit LVDS
	VGA	up to 2048 x 1536
	DVI	-
	TV Out	Supports NTSC/PAL, S-Video and Composite Output interfaces
Ethernet	Chipset	Realtek 8103EL 10/100 Mbps Ethernet
	Speed	10/100 Mbps
WatchDog Timer		256 levels timer interval, from 0 to 255 sec or min setup by software, jumperless selection, generates system reset
Expansion		4 x PCI master, ISA
	PATA	1 x EIDE (UDMA 100)
	SATA	2 x SATA (On ETX CPU module)
	USB	4 x USB 2.0
	Audio	Realtek ALC203 AC97 Codec support Line-in / out, Mic-in
	GPIO	2-bit GPIO (Supports by customized BIOS)
	COM	2 COM ports
	FDD/LPT	1 x FDD or LPT
Power	Power Type	ATX, AT
	Power Supply Voltage	+5V only (+5VSB needs for ATX)
	Power Consumption (Typical)	Typical: (1 GB DDRII 533) +5 V @ 1.15 A
	Power Consumption (Max, test in HCT)	Max: (1 GB DDRII 533) +5 V @ 1.98 A
	Environment	Operating Temperature
Mechanical	Operating Humidity	0% ~ 90% relative humidity, non-condensing
	Dimensions	114 x 95 mm (4.5" x 3.74")

Board Diagram



Ordering Information

Part No.	CPU	L2 Cache	Chipset	LVDS	VGA	SDVO	TV out	10/100 LAN	AC97 Audio	PCI	USB 2.0	SATA	LPT/Floppy	KB/MS	ATX Power	AT Power	Thermal Solution	Operating Temp.
SOM-4461RL-S6A2E	Atom N270 1.6 GHz	512 KB	945GSE	36/48-bit	Yes	0	Yes	Yes	Yes	4	4	2	Note1	Yes	Yes	Yes	Passive	0 - 60° C
SOM-4461RZ-S6A2E	Atom N270 1.6 GHz	512 KB	945GSE	36/48-bit	Yes	0	Yes	Yes	Yes	4	4	2	Note1	Yes	Yes	Yes	Passive	-20 - 80° C
SOM-4461RZ2-S6A2E	Atom N270 1.6 GHz	512 KB	945GSE	36/48-bit	Yes	0	Yes	Yes	Yes	4	4	2	Note1	Yes	Yes	Yes	Passive	-40 - 85° C

Note1: Select Parallel function and floppy via BIOS selection. Default mode is Parallel mode.

Development Board

Part No.	Description
SOM-DB4400-00A2E	Development Board for ETX Rev.A2
SOM-DB4700-00A1E	Development Board for ETX Rev.A1

Packing List

Part No.	Description	Quantity
	SOM-4461 CPU Module	1
	Utility CD	1
1960035037N00B	Heatspreader	1

Optional Accessories

Part No.	Description
1960012091T00S	Semi-Heatsink 114 x 96 x 15 mm

Embedded OS

OS	Part No.	Description
WinCE 6.0 Pro	2070007811	CE60 Pro Intel (852/855/915/945) 2COM V1.2 ENG
Win XPE 2008	2070007912	XPE WES2009 Intel-Uniprocess V4.0 MUI2
QNX 6.4.1		BSP ready

Value-Added Software Services

Software API: An interface that defines the ways by which an application program may request services from libraries and/or operating systems. Provides not only the underlying drivers required but also a rich set of user-friendly, intelligent and integrated interfaces, which speeds development, enhances security and offers add-on value for Advantech platforms. It plays the role of catalyst between developer and solution, and makes Advantech embedded platforms easier and simpler to adopt and operate with customer applications.

Software APIs

Control



GPIO

General Purpose Input/Output is a flexible parallel interface that allows a variety of custom connections. It allows users to monitor the level of signal input or set the output status to switch on/off a device. Our API also provides Programmable GPIO, which allows developers to dynamically set the GPIO input or output status.



SMBus

SMBus is the System Management Bus defined by Intel® Corporation in 1995. It is used in personal computers and servers for low-speed system management communications. The SMBus API allows a developer to interface a embedded system environment and transfer serial messages using the SMBus protocols, allowing multiple simultaneous device control.



I2C

I2C is a bi-directional two wire bus that was developed by Philips for use in their televisions in the 1980s. The I2C API allows a developer to interface with an embedded system environment and transfer serial messages using the I2C protocols, allowing multiple simultaneous device control.

Display



Brightness Control

The Brightness Control API allows a developer to interface with an embedded device to easily control brightness.



Backlight

The Backlight API allows a developer to control the backlight (screen) on/off in an embedded device.

Monitor



Watchdog

A watchdog timer (WDT) is a device that performs a specific operation after a certain period of time if something goes wrong and the system does not recover on its own. A watchdog timer can be programmed to perform a warm boot (restarting the system) after a certain number of seconds.



Hardware Monitor

The Hardware Monitor (HWM) API is a system health supervision API that inspects certain condition indexes, such as fan speed, temperature and voltage.



Hardware Control

The Hardware Control API allows developers to set the PWM (Pulse Width Modulation) value to adjust fan speed or other devices; it can also be used to adjust the LCD brightness.

Power Saving



CPU Speed


Make use of Intel SpeedStep technology to reduce power consumption. The system will automatically adjust the CPU Speed depending on system loading.



System Throttling

Refers to a series of methods for reducing power consumption in computers by lowering the clock frequency. These APIs allow the user to lower the clock from 87.5% to 12.5%.

Software Utilities



BIOS Flash

The BIOS Flash utility allows customers to update the flash ROM BIOS version, or use it to back up current BIOS by copying it from the flash chip to a file on customers' disk. The BIOS Flash utility also provides a command line version and API for fast implementation into customized applications.



Embedded Security ID

The embedded application is the most important property of a system integrator. It contains valuable intellectual property, design knowledge and innovation, but it is easily copied! The Embedded Security ID utility provides reliable security functions for customers to secure their application data within embedded BIOS.



Monitoring

The Monitoring utility allows the customer to monitor system health, including voltage, CPU and system temperature and fan speed. These items are important to a device; if critical errors happen and are not solved immediately, permanent damage may be caused.



eSOS

The eSOS is a small OS stored in BIOS ROM. It will boot up in case of a main OS crash. It will diagnose the hardware status, and then send an e-mail to a designated administrator. The eSOS also provides remote connection: Telnet server and FTP server, allowing the administrator to rescue the system.



Flash Lock

Flash Lock is a mechanism that binds the board and CF card (SQFlash) together. The user can "Lock" SQFlash via the Flash Lock function and "Unlock" it via BIOS while booting. A locked SQFlash cannot be read by any card reader or boot from other platforms without a BIOS with the "Unlock" feature.

Value-Added Software Services

Software API: An interface that defines the ways by which an application program may request services from libraries and/or operating systems. Provides not only the underlying drivers required but also a rich set of user-friendly, intelligent and integrated interfaces, which speeds development, enhances security and offers add-on value for Advantech platforms. It plays the role of catalyst between developer and solution, and makes Advantech embedded platforms easier and simpler to adopt and operate with customer applications.

Software APIs

Control



GPIO

General Purpose Input/Output is a flexible parallel interface that allows a variety of custom connections. It allows users to monitor the level of signal input or set the output status to switch on/off a device. Our API also provides Programmable GPIO, which allows developers to dynamically set the GPIO input or output status.



SMBus

SMBus is the System Management Bus defined by Intel® Corporation in 1995. It is used in personal computers and servers for low-speed system management communications. The SMBus API allows a developer to interface a embedded system environment and transfer serial messages using the SMBus protocols, allowing multiple simultaneous device control.



I2C

I2C is a bi-directional two wire bus that was developed by Philips for use in their televisions in the 1980s. The I2C API allows a developer to interface with an embedded system environment and transfer serial messages using the I2C protocols, allowing multiple simultaneous device control.

Display



Brightness Control

The Brightness Control API allows a developer to interface with an embedded device to easily control brightness.



Backlight

The Backlight API allows a developer to control the backlight (screen) on/off in an embedded device.

Monitor



Watchdog

A watchdog timer (WDT) is a device that performs a specific operation after a certain period of time if something goes wrong and the system does not recover on its own. A watchdog timer can be programmed to perform a warm boot (restarting the system) after a certain number of seconds.



Hardware Monitor

The Hardware Monitor (HWM) API is a system health supervision API that inspects certain condition indexes, such as fan speed, temperature and voltage.



Hardware Control

The Hardware Control API allows developers to set the PWM (Pulse Width Modulation) value to adjust fan speed or other devices; it can also be used to adjust the LCD brightness.

Power Saving



CPU Speed

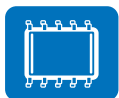
Make use of Intel SpeedStep technology to reduce power consumption. The system will automatically adjust the CPU Speed depending on system loading.



System Throttling

Refers to a series of methods for reducing power consumption in computers by lowering the clock frequency. These APIs allow the user to lower the clock from 87.5% to 12.5%.

Software Utilities



BIOS Flash

The BIOS Flash utility allows customers to update the flash ROM BIOS version, or use it to back up current BIOS by copying it from the flash chip to a file on customers' disk. The BIOS Flash utility also provides a command line version and API for fast implementation into customized applications.



Embedded Security ID

The embedded application is the most important property of a system integrator. It contains valuable intellectual property, design knowledge and innovation, but it is easily copied! The Embedded Security ID utility provides reliable security functions for customers to secure their application data within embedded BIOS.



Monitoring

The Monitoring utility allows the customer to monitor system health, including voltage, CPU and system temperature and fan speed. These items are important to a device; if critical errors happen and are not solved immediately, permanent damage may be caused.



eSOS

The eSOS is a small OS stored in BIOS ROM. It will boot up in case of a main OS crash. It will diagnose the hardware status, and then send an e-mail to a designated administrator. The eSOS also provides remote connection: Telnet server and FTP server, allowing the administrator to rescue the system.



Flash Lock

Flash Lock is a mechanism that binds the board and CF card (SQFlash) together. The user can "Lock" SQFlash via the Flash Lock function and "Unlock" it via BIOS while booting. A locked SQFlash cannot be read by any card reader or boot from other platforms without a BIOS with the "Unlock" feature.