



AEC-204B

4-slot Industrial Wallmount IPC System Half-size CPU Cards Supports



Features

- Supports High Performance Half-size CPU Cards
- Supports 4-slot PCISA/ISA Bus Passive Backplanes
- Supports Wallmount Or Desktop Applications
- Supports One 3.5" Front Accessible Floppy Disk Drive (Or Slim CD-ROM / Floppy Disk Drive) And One Internal 3.5" or 2.5" Hard Disk Drive
- One Easy-to-replace Ball Bearing Cooling Fan And Filter For Card Area

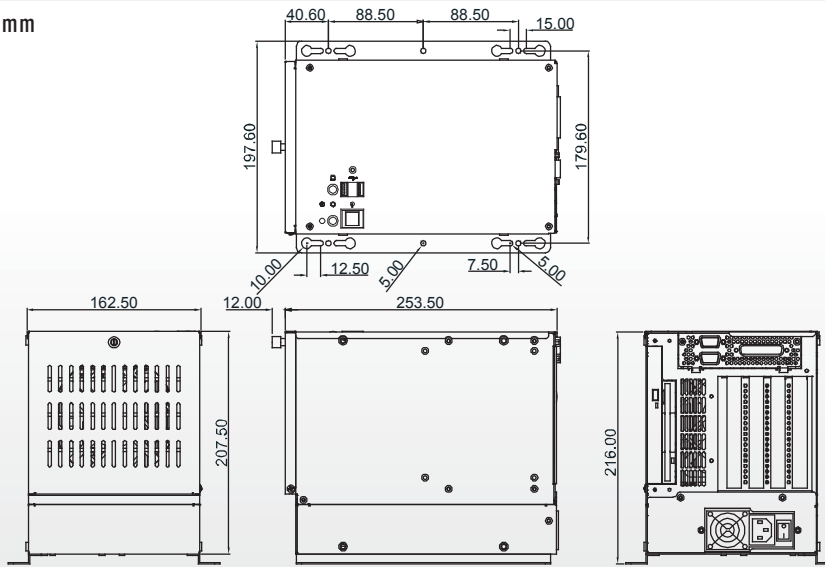


Specifications

System	
Drive Bay	Slim CD-ROM & Floppy Disk Drive x 1 or 3.5" Floppy Disk Drive x 1 (front accessible), 3.5" Hard Disk Drive bay (Internal)
System Fan	One 12cm x 12cm ball Bearing Fan with removable filter (flow-in)
System Control	Power on / off switch x 1, Reset x 1
Indicator	Power LED x 1 IDE LED x 1
I/O Port (Rear)	USB port x 2 COM port x 2 Parallel port x 1
Mechanical	
Construction	Heavy-duty steel
Color	Gray
Dimension	6.4"(W) x 8.2"(H) x 13.2"(D) (162.5mm x 207.5mm x 253.5mm)
Carton Dimension	15.04" (W) x 10.75" (H) x 14.37" (D) (382mm x 273mm x 365mm)
Net Weight	12.8 lb (5.8kg)
Gross Weight	15.6 lb (7.1kg)
Environmental	
Construction	32°F ~ 122°F (0°C ~ 50°C)
Storage Temperature	-4°F ~ 140°F (-20°C ~ 60°C)
Operating Humidity	5 ~ 95% @ 40°C, non-condensing
Vibration	1G / 5 ~ 500Hz / random operation
Shock	15G peak acceleration (11 msec. duration)

Dimension

Unit: mm



Power Supply Options

P/N	TYPE	PFC Support	Input Voltage	Watt	Size
PW-I150-A-00	AT	Non-PFC	Auto 115-230V	150W	1U (18.5cm)
PW-H150-A-00	ATX	Active PFC	Auto 115-230V	150W	1U (18.5cm)
PW-F200-A-00	ATX	Active PFC	Auto 115-230V	200W	1U (20.5cm)
PW-F250-S-00	ATX	Active PFC	Auto 100/240V	250W	1U (20.5cm)
PW-H200-D24-00	ATX	-	19~32V DC (Typical 24V)	200W	1U (18.5cm)

Passive Backplane Options

P/N	Description	Master Interface	Slots	Power Connector, ATX Extend Function
BP-204SI-A13	Wallmount, ISA 4-slot, Backplane, 4 ISA, Single Segment, AT, Rev. A1.3	ISA	0/4/0 (PCI/ ISA/ PICMG)	AT
BP-204SS-P1-A11	Wallmount, PISA 4-slot, Backplane, 1 PCI, 2 ISA, Single Segment, AT/ATX, Ver. 1.1	PCISA	1/2/2 (PCI/ ISA/ PISA)	AT
BP-204SS-P2-A10	Wallmount, PISA 4-slot, Backplane, 2 PCI, 1 ISA, Single Segment, AT, Ver. 1.0	PCISA	1/1/1/1 (PCI/ ISA/ PISA/ PICMG_PCI)	ATX, 6-pin ATX extend
BP-204SP-P3-A11	Wallmount, PCI 4-slot, Backplane, 3 PCI, Single Segment, AT/ATX, Rev. A1.1, Bulk Pack	PCI	3/0/1 (PCI/ ISA/ PICMG_PCI)	ATX, 3-pin ATX extend
BP-204SA-P2-A11	Wallmount, APCI, 4-slot, Backplane, 2 PCI, 1 AGP, Single Segment, ATX, Rev. A1.0	APCI	2/0/1/1 (PCI/ ISA/ AGP/ APCI)	ATX, 3-pin ATX extend

Ordering Information

Model/Name	Description	Remark
AEC-204B-B	Wallmount, 4-Slot Chassis Bare, 1U Power (20.5cm), PS_SW(ATX), Black	
AEC-204BS1-I15-B00	AEC-204B wallmount chassis, w/BP-204SS-P1-A11, w/ 150W AT 1U 115~230V non-PFC	Old P/N: AEC-204BS1-01

01

Full-size SBC

02

Half-size SBC

03

Industrial Motherboard

04

Industrial Chassis

05

Firewall Platform

06

Industrial Backplanes

07

Daughter Board

08

Embedded Motherboards

09

Mini PCI Modules

10

Sun-readable LCD Monitors

11

Accessories