


ECM100 Series



- 100 Watt Models
- Small Size 2.5" x 4.5" x 1.2"
- Low Leakage Current
- Industrial & Medical Approvals
- Convection & Force Cooled Ratings
- Wide Operating Temperature 0 °C to +70 °C
- Level B Conducted Emissions
- EN61000 Compliant
- Universal AC Input 90-264 VAC
- Input Frequency 47-63 & 440 Hz
- Cover Kits Available
- Mating Connector & Cable Harness Kits Available

Approved for Class I and Class II applications, the ECM100 range of single output AC-DC, 100 W power supplies from XP feature the world's smallest footprint for units of these ratings. Size is just 2.5" x 4.5" (63.5 mm x 114.3 mm) and 1.2" (30.48 mm) high. Furthermore, these high-density power supplies meet EN55022 Level B conducted emissions with maximum leakage currents of 125 μ A at 115 VAC or 210 μ A at 230 VAC. As a result, these switchers are equally suitable for industrial, IT and medical applications, with no price premium for meeting medical requirements.

The ECM100 series have single output versions from 3.3 V to 48 VDC, adjustable by \pm 10%. They are dual-fused for compliance with IEC60601-1 and efficiency is 80-85%, depending upon the model, so minimal excess heat is generated.

The power supplies deliver full power between 0 °C and +50 °C and will operate at up to +70 °C with derating and only 5 CFM of cooling. Comprehensive overvoltage, overload and short circuit protection is built in. Covers, cable harnesses and connector kits are available.



T H E X P E R T S I N P O W E R

Input Characteristics

Characteristic	Minimum	Typical	Maximum	Units	Notes & Conditions
Input Voltage - Operating	90		264	VAC	120-370 VDC
Input Frequency	47	50/60	63	Hz	400 Hz operation available
Power Factor		0.62			230 VAC
Input Current - No Load		40		mA	230 VAC
Input Current - Full Load		0.9		A	230 VAC
Inrush Current			40	A	230 VAC cold start
Earth Leakage Current			125/210	μA	115/230 VAC
Input Protection	T3.15 A/250 V internal fuse in both line and neutral				

Output Characteristics

Characteristic	Minimum	Typical	Maximum	Units	Notes & Conditions
Output Voltage	3.3		48.0	VDC	See Models and Ratings Table
Initial Set Accuracy			V ¹ : ±1. V ² , V ³ & V ⁴ : ±5	%	
Output Voltage Adjustment	±5 ±10			%	3.3 & 5 V versions All other versions
Minimum Load				A	See model tables
Start Up Delay			1.5	s	90 VAC
Start Up Rise Time			50	ms	
Hold Up Time	16		75	ms	115-230 VAC input
Drift			±0.2	%	
Line Regulation			±0.5	%	90-264 VAC
Load Regulation			±1 V ¹ & V ² : ±1. V ³ & V ⁴ : ±5	%	Single output versions Multi output versions
Transient Response			4	%	Recovery to within 1% in less than 500 μs for a 25% load change
Ripple & Noise			1	%pk-pk	20 MHz bandwidth
Overvoltage Protection	115		135	%	V ¹ only. Recycle input to reset
Overload Protection	110		150	%	Primary power limit, auto-recovery
Short Circuit Protection					Trip & restart (Hiccup mode)
Temperature Coefficient			0.05	%/°C	

General Specifications

Characteristic	Minimum	Typical	Maximum	Units	Notes & Conditions
Reliability and Service Life					
Isolation					
Input to Output Test Voltage	4000			VAC	Test duration: 1 min
Input to Ground Test Voltage	1500			VAC	Test duration: 1 min
Output to Ground Test Voltage	500			VAC	Test duration: 1 min
Other Specifications					
Efficiency		80-85		%	See Efficiency Graphs
Switching Frequency		70		kHz	Fixed
Weight		0.4 (180)		lb (g)	
Power Density			7.40	W/in ³	
MTBF		600		kHrs	MIL HDBK 217F

Environmental

Characteristic	Minimum	Typical	Maximum	Units	Notes & Conditions
Operating Temperature	0		+70	°C	See derating curves
Storage Temperature	-40		+85	°C	
Cooling	5			CFM	For full power operation
Humidity			95	%RH	Non-condensing
Operating Altitude			3000	m	
Shock			30	G peak	Half sine 6 axis
Vibration			2	G rms	5 Hz to 500 Hz, 3 axis

Electromagnetic Compatibility - Immunity

Phenomenon	Standard	Test Level	Criteria	Notes & Conditions
ESD	EN61000-4-2	3	A	
EFT	EN61000-4-4	3	A	
Radiated Field	EN61000-4-3	10 V/m	A	
Surges	EN61000-4-5	3	A	
Conducted	EN61000-4-6	10 V/m	A	
Dips and Interruptions	EN61000-4-11 (Medical)	70% Ut	A	For 500 ms, Medical, 100% load
		40% Ut	A	For 100 ms, Medical, 60% load
		0% Ut	A	For 10 ms, Medical, 100% load
		0% Ut	B	For 5000 ms, Medical, 100% load
Dips and Interruptions	EN61000-4-11	70% Ut	A	For 10 ms, 100% load
		40% Ut	B	For 100 ms, 100% load
		<5% Ut	B	For 5000 ms, 100% load

Electromagnetic Compatibility - Emissions

Phenomenon	Standard	Test Level	Criteria	Notes & Conditions
Conducted	EN55022/11	Class B		
Voltage Flicker	EN61000-3-3			
Harmonic Currents	EN61000-3-2	Class A		

Safety Agency Approvals

Standard	Edition
EN60950	2001
UL/cUL 60950	3rd Edition
UL/cUL 60601-1	1st Edition (2003)
IEC 60950	IEC 60950 (2001) 1st Edition
IEC60601-1	IEC 60601-1 (1998) 2nd Edition, amd nos. 1&2

Models and Ratings

Single Output Models

Output Voltage	Output Current Minimum	Output Current Maximum		Ripple & Noise	Model Number
		Convection cooled	5 CFM		
3.3 V	0.0 A	15.0 A	20.0 A	50 mV	ECM100US03
5.0 V	0.0 A	15.0 A	20.0 A	50 mV	ECM100US05
7.0 V	0.0 A	11.4 A	14.3 A	70 mV	ECM100US07
9.0 V	0.0 A	8.8 A	11.1 A	90 mV	ECM100US09
12.0 V	0.0 A	7.5 A	8.3 A	120 mV	ECM100US12
15.0 V	0.0 A	6.0 A	6.6 A	150 mV	ECM100US15
18.0 V	0.0 A	5.0 A	5.5 A	180 mV	ECM100US18
24.0 V	0.0 A	4.1 A	4.1 A	240 mV	ECM100US24
28.0 V	0.0 A	3.6 A	3.6 A	280 mV	ECM100US28
33.0 V	0.0 A	3.0 A	3.0 A	330 mV	ECM100US33
48.0 V	0.0 A	2.1 A	2.1 A	480 mV	ECM100US48

Multi Output Models

Power Max Convection	Power Max 5 CFM	Output 1	Imin/Imax	Output 2	Imin/Imax	Output 3	Imin/Imax	Output 4	Imin/Imax	Model Number
80 W	100 W	+5.0 V	0.0 A/12 A	+12.0 V	0.00 A / 3.0 A					ECM100UD21
80 W	100 W	+5.0 V	0.0 A/12 A	+15.0 V	0.00 A / 3.0 A					ECM100UD22
75 W	100 W	+5.0 V	0.5 A/10 A	+12.0 V	0.00 A / 3.0 A	-12.0 V	0.0 A / 0.8 A			ECM100UT31
80 W	100 W	+5.0 V	0.5 A/10 A	+24.0 V	0.00 A / 2.0 A	-12.0 V	0.0 A / 0.8 A			ECM100UT32
80 W	100 W	+5.0 V	0.5 A/10 A	+15.0 V	0.00 A / 3.0 A	-15.0 V	0.0 A / 0.8 A			ECM100UT33
65 W	100 W	+3.3 V	0.5 A/10 A	+5.0 V	0.00 A / 5.0 A	+12.0 V	0.0 A / 0.8 A			ECM100UT34
70 W	100 W	+5.0 V	0.5 A/10 A	+3.3 V	0.00 A / 5.0 A	+12.0 V	0.0 A / 0.8 A			ECM100UT35
80 W	100 W	+5.0 V	0.5 A/10 A	+12.0 V	0.00 A / 3.0 A	-5.0 V	0.0 A / 0.8 A			ECM100UT36
70 W	100 W	+5.0 V	0.5 A/10 A	+15.0 V	0.00 A / 3.0 A	-5.0 V	0.0 A / 0.8 A			ECM100UT37
65 W	100 W	+5.0 V	0.5 A/10 A	+3.3 V	0.10 A / 5.0 A	+12.0 V	0.0 A / 0.8 A	-12.0 V	0.0 A / 0.5 A	ECM100UQ41
60 W	100 W	+3.3 V	0.5 A/10 A	+5.0 V	0.10 A / 5.0 A	+12.0 V	0.0 A / 0.8 A	-12.0 V	0.0 A / 0.5 A	ECM100UQ42
80 W	100 W	+5.0 V	0.5 A/10 A	+24.0 V	0.10 A / 2.0 A	+12.0 V	0.0 A / 0.8 A	-12.0 V	0.0 A / 0.5 A	ECM100UQ43
80 W	100 W	+5.0 V	0.5 A/10 A	+24.0 V	0.10 A / 2.0 A	+15.0 V	0.0 A / 0.8 A	-15.0 V	0.0 A / 0.5 A	ECM100UQ44
80 W	100 W	+5.0 V	0.5 A/10 A	+12.0 V	0.10 A / 3.0 A	-12.0 V	0.0 A / 0.8 A	-5.0 V	0.0 A / 0.5 A	ECM100UQ45
80 W	100 W	+5.0 V	0.5 A/10 A	+15.0 V	0.10 A / 3.0 A	-15.0 V	0.0 A / 0.8 A	-5.0 V	0.0 A / 0.5 A	ECM100UQ46

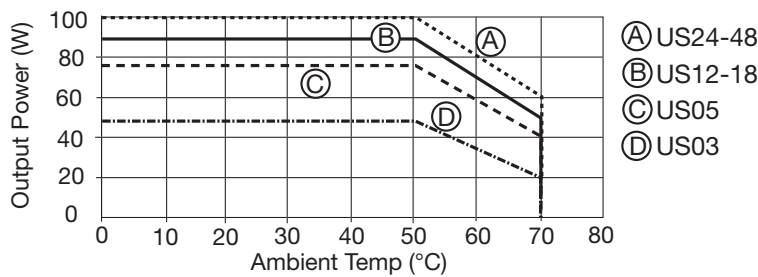
Notes

1. To receive unit with cover fitted, add suffix '-C' to model number.

2. Output 3 available with opposite polarity for OEM quantities.

Derating Curves

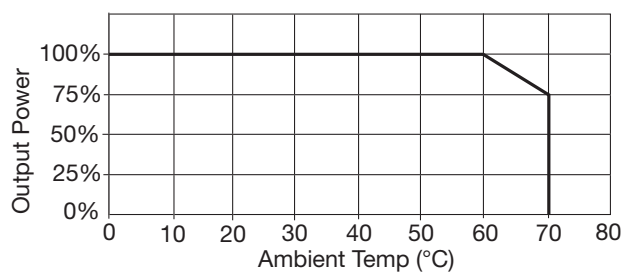
All ECM100 single output models convection cooled



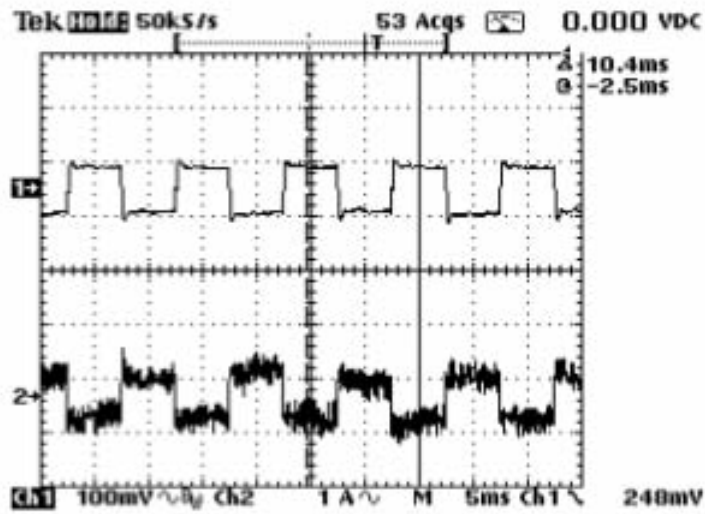
Note:

1. Derate by 10% if cover is fitted.
2. For multi output convection-cooled operation above 50 °C derate linearly to 50% at 70 °C.

All ECM100 models with 5 CFM

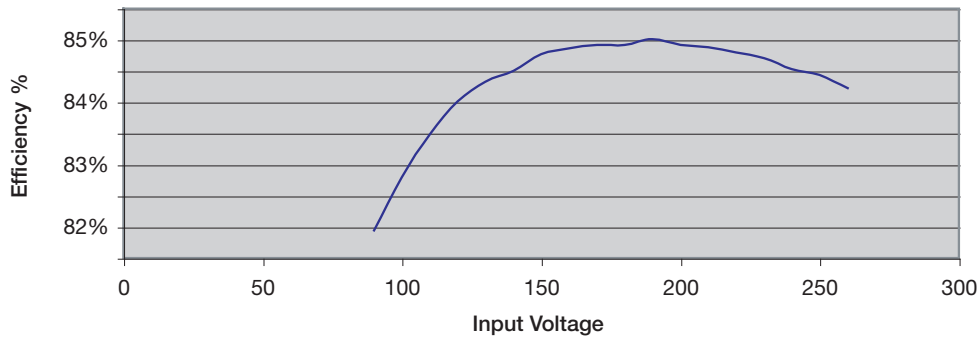


Transient Response



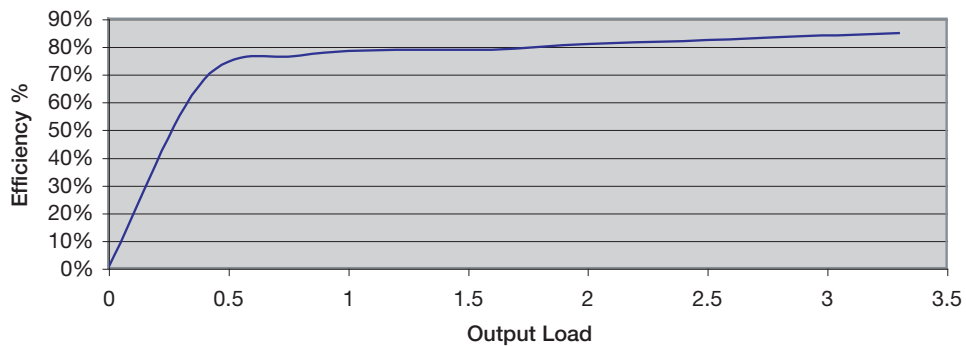
ECM100US24 25% load change

Efficiency Versus Input Voltage



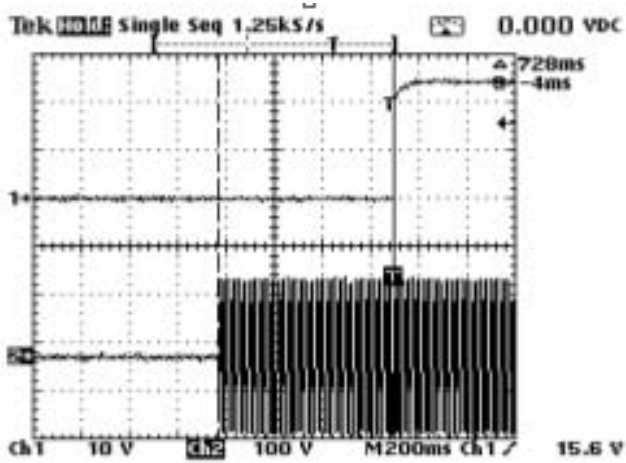
Efficiency shown for ECM100US24

Efficiency Versus Output Load

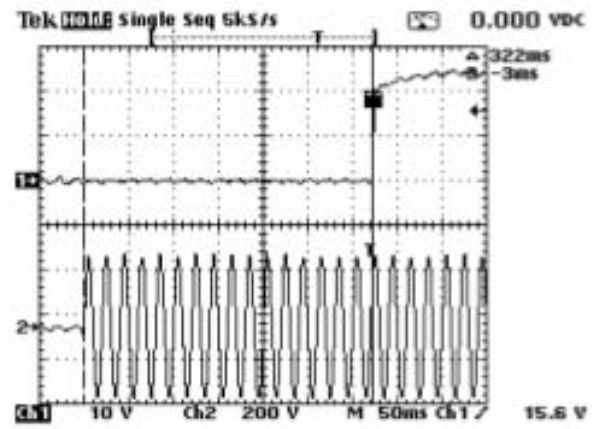


Efficiency shown for ECM100US24

Start Up Delay

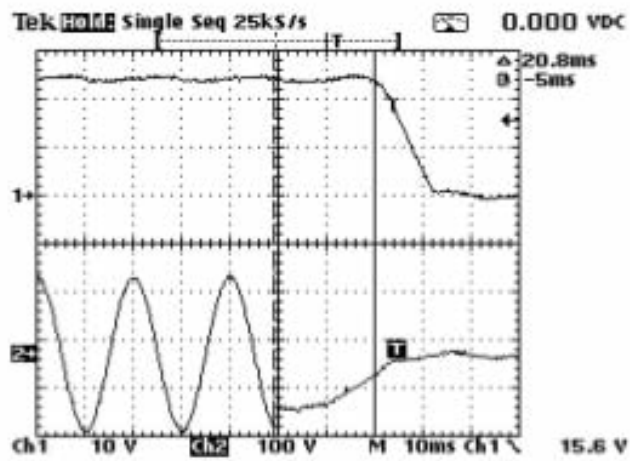


ECM100US24 start up 115 VAC at 100% load



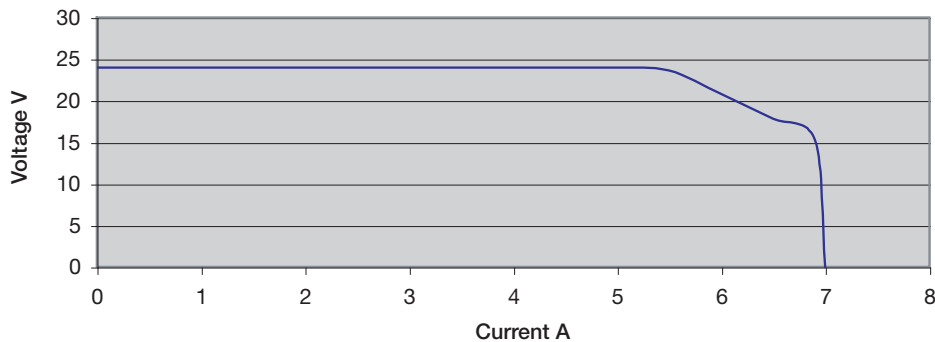
ECM100US24 start up 230 VAC at 100% load

Hold Up Time



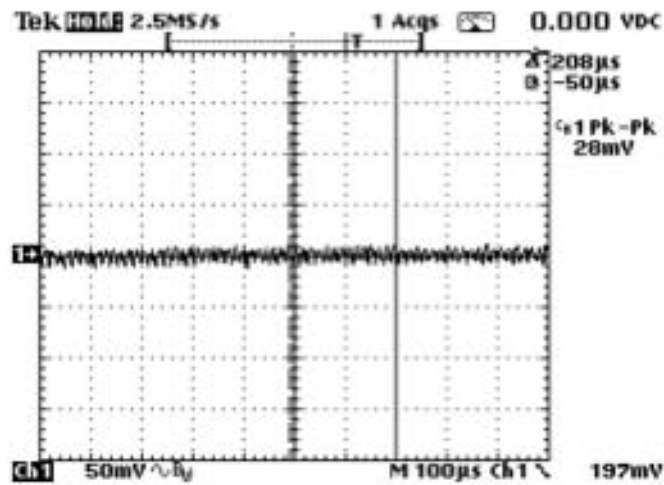
ECM100US24 hold up 115 VAC at 100% load
 Hold up time is 20.8 ms

Overload Characteristics



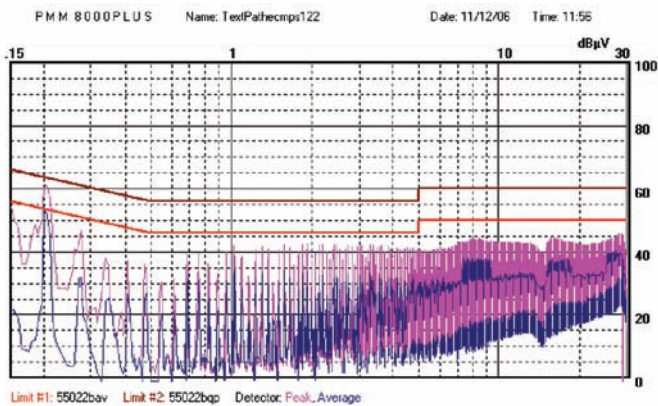
ECM100US24. When current reaches 6.9 A, output goes into trip & restart (Hiccup mode)

Output Ripple & Noise

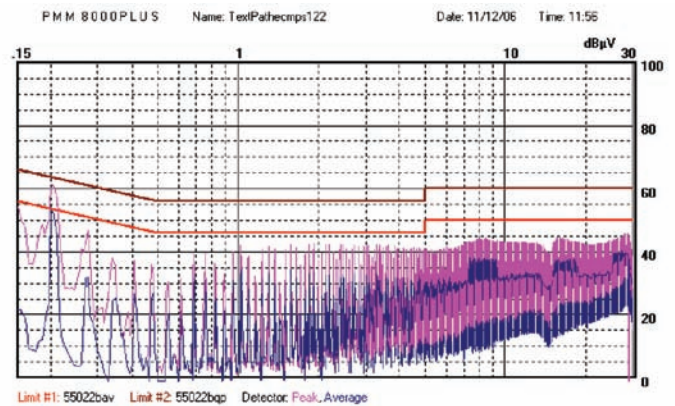


ECM100US24 with 100 W load
Noise measured is 28 mV

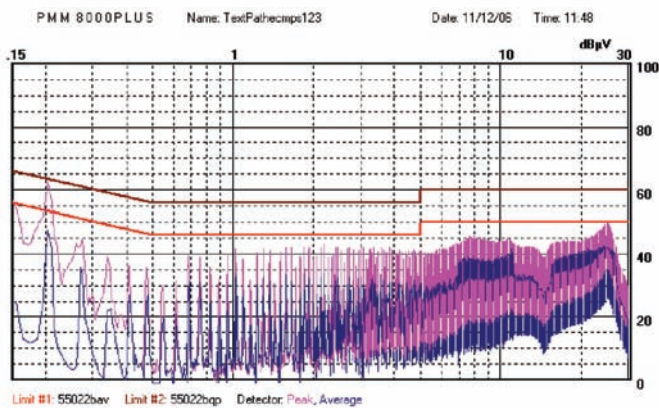
Conducted Noise



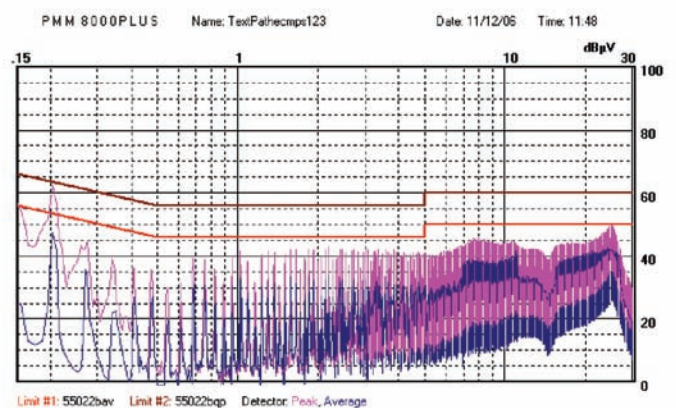
ECM100US12 Class I - Output floating (full load)



ECM100UQ44 Class I - Output floating (full load)



ECM100US12 Class I - Output grounded (full load)

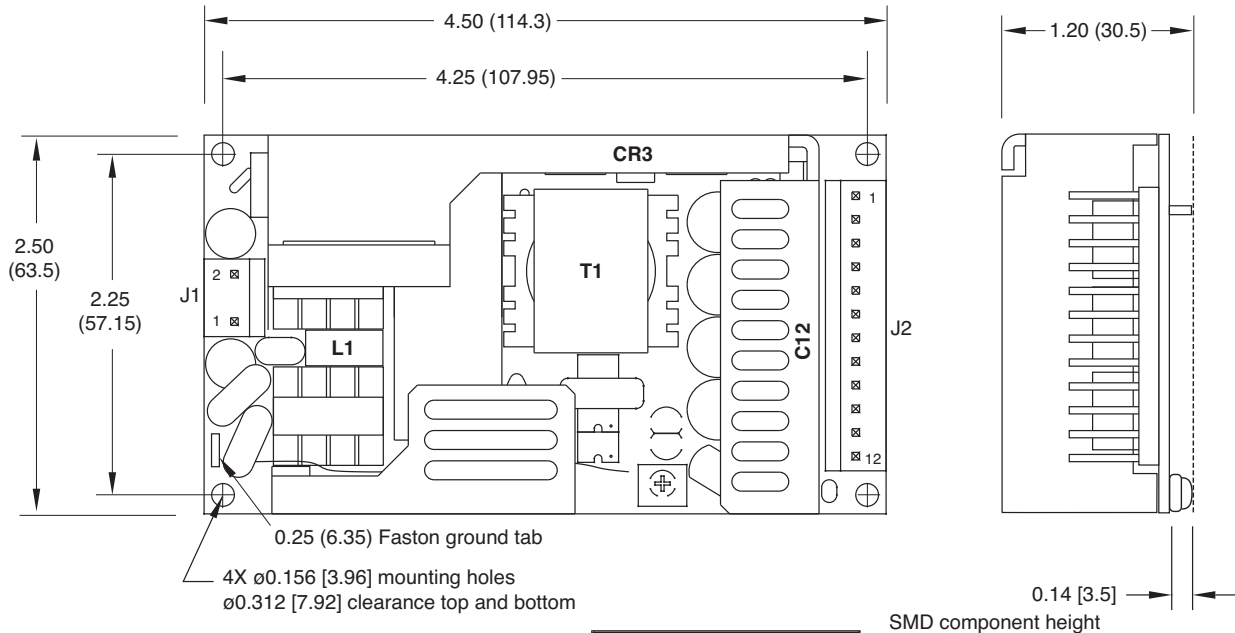


ECM100UQ44 Class I - Output grounded (full load)

Mechanical Details - Single Output Models

Weight: approx. 0.4 lb (180g)

Cover dimensions are 4.98 x 3.01 x 1.54 (126.5 x 76.4 x 39.0)



Input Connector J1	
Pin 1	Line
Pin 2	Neutral

J1 mates with Molex housing 09-50-3031 and Molex series 2878 crimp terminals. Ground (0.25 faston) tab standard.

Output Connector J2	
Pin	Single
1	+V1
2	+V1
3	+V1
4	+V1
5	V1 RTN
6	V1 RTN
7	V1 RTN
8	V1 RTN
9	NOT USED
10	NOT USED
11	NOT USED
12	NOT USED

J2 mates with Molex housing 09-50-3121 & Molex series 2878 crimp terminals (2 pt contact) or Molex housing 09-50-8031 & Molex series 6838 crimp terminals (3 pt contact).

Notes

1. All dimensions in inches (mm). Tolerance .xx = ±0.02 (0.50); .xxx = ±0.01 (0.25)
2. Cable harness with 300mm wire available. For single output models, order part number ECM100S LOOM.
3. Mating connector kit available. Order part number ECM100 CONKIT.
4. Covers available. Order part number ECM100 COVER.

Thermal Considerations

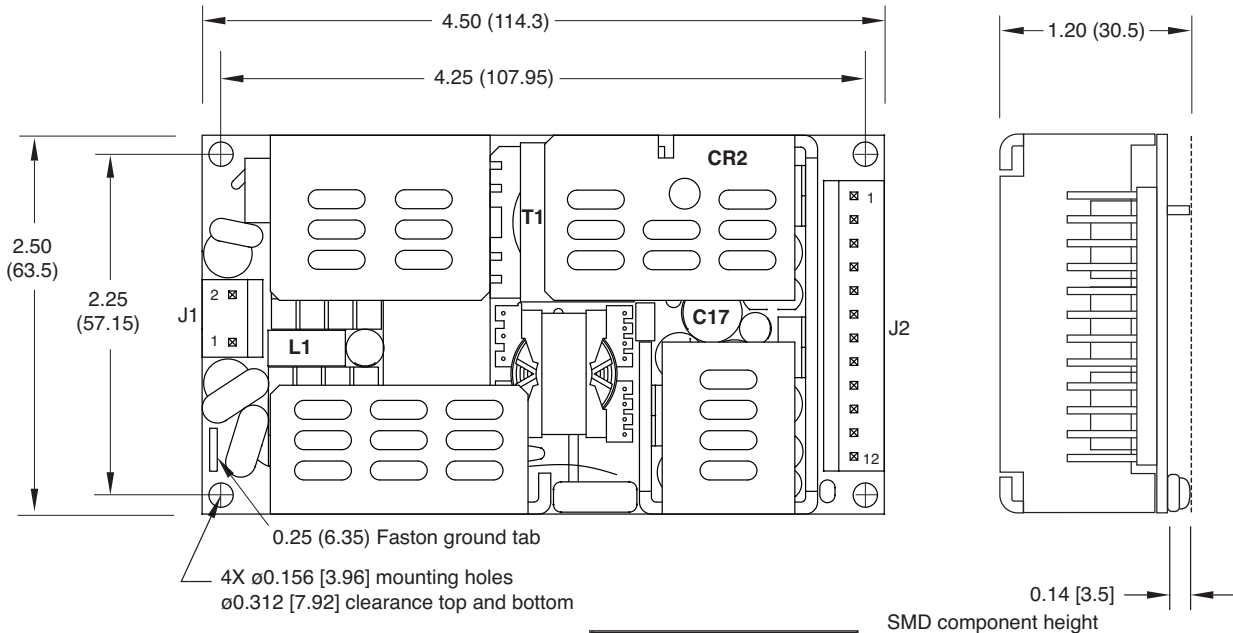
To ensure correct and reliable operation of the PSU, the temperature of the components listed in the table below must not be exceeded. See mechanical details for component locations.

Component	Maximum Temperature
L1	110 °C
T1	110 °C
CR3	120 °C
C12	95 °C

Mechanical Details - Multi Output Models

Weight: approx. 0.4 lb (180g)

Cover dimensions are 4.98 x 3.01 x 1.54 (126.5 x 76.4 x 39.0)



Input Connector J1	
Pin 1	Line
Pin 2	Neutral

J1 mates with Molex housing 09-50-3031 and Molex series 2878 crimp terminals. Ground (0.25 faston) tab standard.

Output Connector J2	
Pin	Multi
1	+V1
2	+V1
3	+V1
4	+V1
5	RTN
6	RTN
7	RTN
8	RTN
9	+V2
10	+V2
11	±V3
12	-V4

Notes

1. All dimensions in inches (mm). Tolerance .xx = ±0.02 (0.50); .xxx = ±0.01 (0.25)
2. Cable harness with 300mm wire available. For single output models, order part number ECM100S LOOM.
3. Mating connector kit available. Order part number ECM100 CONKIT.
4. Covers available. Order part number ECM100 COVER.

Thermal Considerations

To ensure correct and reliable operation of the PSU, the temperature of the components listed in the table below must not be exceeded. See mechanical details for component locations.

Component	Maximum Temperature
L1	110 °C
T1	110 °C
CR2	120 °C
C17	95 °C

www.xppower.com

North American HQ

XP Power
990 Benecia Avenue, Sunnyvale, CA 94085
Phone : +1 (408) 732-7777
Fax : +1 (408) 732-2002
Email : nasales@xppower.com

North American Sales Offices

Toll Free.....+1 (800) 253-0490
Central Region.....+1 (972) 578-1530
Eastern Region+1 (973) 658-8001
Western Region.....+1 (408) 732-7777

European HQ

XP Power
Horseshoe Park, Pangbourne,
Berkshire, RG8 7JW, UK
Phone : +44 (0)118 984 5515
Fax : +44 (0)118 984 3423
Email : eusales@xppower.com

European Sales Offices

Austria.....+41 (0)56 448 90 80
Belgium.....+33 (0)1 45 12 31 15
Denmark.....+45 43 42 38 33
Finland.....+46 (0)8 555 367 01
France.....+33 (0)1 45 12 31 15
Germany.....+49 (0)421 63 93 3 0
Italy.....+39 039 2876027
Netherlands.....+49 (0)421 63 93 3 0
Norway.....+47 63 94 60 18
Sweden.....+46 (0)8 555 367 00
Switzerland.....+41 (0)56 448 90 80
United Kingdom.....+44 (0)118 984 5515

Global Catalog Distributors

Americas.....Newark newark.com
Europe & Asia.....Farnell farnell.com
China.....Premier Electronics premierelectronics.com.cn

Asian HQ

XP Power
401 Commonwealth Drive, Haw Par Technocentre, Singapore 149598
Phone : +65 6411 6900
Fax : +65 6741 8730
Email : apsales@xppower.com
Web : www.xppowerchina.com / www.xppower.com

Asian Sales Offices

Shanghai.....+86 21 51388389
Singapore.....+65 6411 6902

Distributors

Australia.....+61 2 9809 5022 Amtex
Balkans.....+386 1 583 7930 Elbacomp
Czech Rep.+420 235 366 129 Vums Powerprag
Czech Rep.+420 539 050 630 Koala Elektronik
Estonia.....+372 6228866 Elgerta
Greece.....+30 210 240 1961 ADEM Electronics
Israel.....+972 9 7498777 Appletec
Japan.....+81 48 864 7733 Bellnix
Korea.....+82 31 422 8882 Hanpower
Latvia.....+371 67501005 Caro
Lithuania.....+370 5 2652683 Elgerta
Poland.....+48 22 8627500 Gamma
Portugal.....+34 93 263 33 54 Venco
Russia.....+7 (495)234 0636 Prosoft
Russia.....+7 (812)325 5115 Gamma
South Africa.....+27 11 453 1910 Vepac
Spain.....+34 93 263 33 54 Venco
Taiwan.....+886 3 3559642 Fullerton Power
Turkey.....+90 212 465 7199 EMPA



T H E X P E R T S I N P O W E R