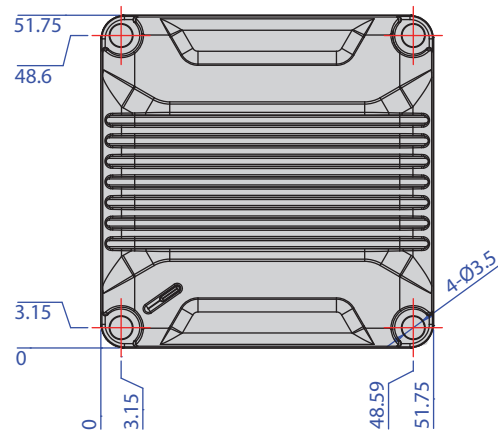



VDX-200RD-XI-B



Unit: mm

Specifications

SoC	DM&P SoC CPU Vortex86DX- 800MHz Real Time Clock with Lithium Battery Backup
Cache	L1:16K I-Cache, 16K D-Cache,L2 Cache 128KB
Bus	16-bit x-ISA Bus
BIOS	AMI BIOS
System Memory	256 / 512MB Onboard
Watchdog Timer	Software programmable from 30.5 μ sec.to 512 sec. x 2 sets (Watchdog 1 fully compatible with M6117D)
LAN	Integrated 10/100Mbps Ethernet
Flash Disk Support	Onboard 4MB SPI Flash Disk Onboard 512MB SST Flash Disk (1GB/2GB/4GB are Optional) MSTI EmbedDisk Module (16MB and above) 44-pin IDE to Micro SD (Optional)
PWM	24~32 Channels
I²C	Controlled by GP 34/35
Serial Console	Controlled by GP 36/37
I/O interface	Enhanced IDE port (UltraDMA-100/66/33) x1 RS-232 port x5 (TX/RX x1) USB port (Ver2.0) x4 16-bit GPIO port x2 10/100Mbps Ethernet port x1
Connector	1.27mm 50-pin box header for signal x4 1.25mm 6-pin wafer for JTAG x1
Power Requirement	Single Voltage +5V @ 330mA
Weight	15g
Board Size	48mm (L) x 48mm (W)
Operating Temperature	-20°C ~ +70°C -40°C ~ +85°C (Optional)


Packing List

- VDX-200RD-XI-B x1

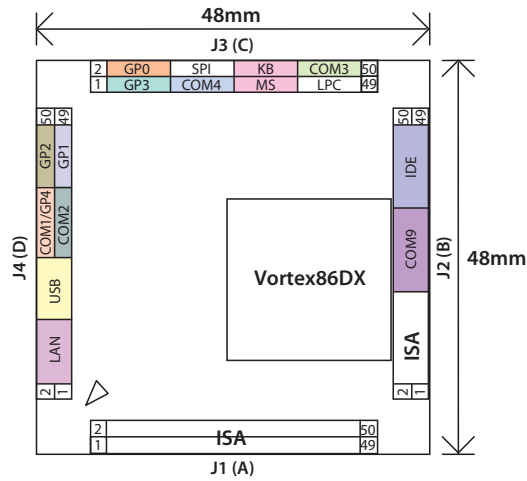
Ordering Information

- **VDX-200RD-XI-B** Vortex86DX DIP-200pin CPU Module with 256MB DDR2
- **VSX-DEV-200-XI** VDX-200RD-XI-B Development board
- **ICOP-2811** PC/104 VGA/LCD Display Module
- **ICOP-0091** PC/104 interface to ISA Bus

VSX-DEV-200-XI Development Kit



VDX-200RD-XI-B



VDX-200RD-XI-B Signal Assignment

J1(A)		J2(B)		J3(C)		J4(D)	
Pin	Signal Name	Pin	Signal Name	Pin	Signal Name	Pin	Signal Name
1	GND	2	GND	1	GP00	2	GP34
3	SD15	4	LA23	3	GP01	4	GP35
5	SD14	6	LA22	5	GP02	6	GP36
7	SD13	8	LA21	7	GP03	8	GP37
9	SD12	10	LA20	9	GP04	10	SPICS
11	SD11	12	LA19	11	GP05	12	SPICLK
13	SD10	14	LA18	13	GP06	14	SPIDO
15	SD9	16	LA17	15	GP07	16	SPIDI
17	SD8	18	LA16	17	DCD4\	18	SPEAKER
19	SD7	20	LA15	19	RXD4\	20	KBCLK
21	SD6	22	LA14	21	TXD4\	22	KBDATA
23	SD5	24	LA13	23	DTR4\	24	MSCLK
25	SD4	26	LA12	25	DSR4\	26	MSDATA
27	SD3	28	LA11	27	RTS4\	28	RESET
29	SD2	30	LA10	29	CTS4\	30	VBATT
31	SD1	32	LA9	31	RI4\	32	24MHz
33	SD0	34	LA8	33	DCD3\	34	LFRAME-
35	RSTDRV	36	LA7	35	RXD3\	36	LDRQ-
37	AEN	38	LA6	37	TXD3\	38	SERIRQ
39	SMEMW	40	LA5	39	DTR3\	40	LAD0
41	SMEMR	42	LA4	41	DSR3\	42	LAD1
43	IOW	44	LA3	43	RTS3\	44	LAD2
45	IOR	46	LA2	45	CTS3\	46	LAD3
47	REFRESH	48	LA1	47	RI3\	48	KEY
49	GND	50	LA0	49	VCC	50	VCC

- 1 **1** Processor Module
- 2 **2** Tiny Module
- 3 **3** PC/104 CPU module
- 4 **4** Half-Size CPU module
- 5 **5** 3.5" CPU module
- 6 **6** Peripheral Module
- 7 **7** Display Product Series
- 8 **8** Accessories & Technical Information