

PCM-3730I




PCM-3753I

PCM-3761I

32-ch Isolated Digital I/O PCI-104 Module

96-ch Digital I/O PCI-104 Module

8-ch Relay and 8-ch Isolated Digital Input PCI-104 Module



Features

- High-voltage isolation on both input and output channels (2,500 V_{DC})
- High output driving capacity
- Interrupt handling capability
- Keep digital output values after system reset

Specifications

Isolated Digital Input

- Channels** 16
- Input Voltage** Logic 0: 3 V max.
Logic 1: 5 V min.
30 V max.
- Input Current** 2.5 mA @ 5 V
15 mA @ 30 V
- Input Resistance** 2 kΩ
- Isolation Voltage** 2,500 V_{DC}
- Over Voltage Protection** 70 V_{DC}
- Opto-isolator Response Time** 25 μs
- Interrupt Capable** All channels

Isolated Digital Output

- Channels** 16
- Output Voltage** 5 ~ 30 V_{DC}
- Open Collector** 5 ~ 30 V_{DC}
- Output Sink Current** 200 mA max.
- Isolation Voltage** 2,500 V_{DC}
- Over Current Protection** 1.6 A per 8 channels
- Opto-isolator Response Time** 25 μs

General

- Bus Type** PCI-104
- I/O Connectors** 2 x 20-pin box header
- Dimensions (L x H)** 96 x 90 mm (3.8" x 3.5")
- Operating Temperature** -20 ~ 70° C (-4 ~ 158° F)
- Storage Temperature** -50 ~ 120° C (-58 ~ 248° F)

Ordering Information

- PCM-3730I** 32-ch Isolated Digital I/O PCI-104 Module
- ADAM-3920** 20-pin DIN-rail Wiring Board
- PCL-10120-1** 20-pin Flat Cable, 1 m
- PCL-10120-2** 20-pin Flat Cable, 2 m

Features

- Supports dry/wet contact
- Keeps the last output value after system hot reset
- Interrupt handling capacity
- "Pattern match" and "change of state" interrupt functions
- Output status read-back
- Interrupt output pin for simultaneously triggering external devices

Specifications

Digital Input/Output

- Channels** 96 (bi-directional)
- Compatibility** 5 V/TTL
- Input Voltage** Logic 0: 0.8 V max.
Logic 1: 2.0 V min.
- Output Voltage** Logic 0: 0.4 V max.
Logic 1: 2.4 V min.
- Output Capability** Sink: 0.4 V @ 24 mA
Source: 2.4 V @ 15 mA

General

- Bus Type** PCI-104
- I/O Connectors** 4 x 50-pin box header
- Dimensions (L x H)** 96 x 90 mm (3.8" x 3.5")
- Operating Temperature** -20 ~ 70° C (-4 ~ 158° F)
- Storage Temperature** -50 ~ 120° C (-58 ~ 248° F)

Ordering Information

- PCM-3753I** 96-ch Digital I/O PCI-104 Module w/ 50p Cable
- PCL-10150-1.2** 50-pin Flat Cable, 1.2 m
- ADAM-3950** 50-pin DIN-rail Flat Cable Wiring Board
- PCLD-782B** 24-ch IDI Board w/ 20-pin & 50-pin Flat Cables
- PCLD-785B** 24-ch Relay Board w/ 20-pin & 50-pin Flat Cables

Features

- 8 Form C type relay output channels
- Retained relay output values when hot system reset
- High-voltage isolation on input channels (2,500 V_{DC})
- Wide input range (5 ~ 30 V_{DC})
- Interrupt handling capability

Specifications

Isolated Digital Input

- Channels** 8
- Input Voltage** Logic 0: 3 V max.
Logic 1: 5 V min.
30 V max.
- Input Current** 2.5 mA @ 5 V
15 mA @ 30 V
- Input Resistance** 2 kΩ @ 0.5 W
- Isolation Protection** 2,500 V_{DC}
- Overvoltage Protection** 70 V_{DC}
- Interrupt Capable** All channels
- Opto-isolator Response Time** 25 μs

Relay Output

- Channels** 8
- Relay Type** DPDT, Form C
- Contact Rating** 240 V_{AC} @ 0.25 A,
or 30 V_{DC} @ 1 A
- Relay on Time** 5 ms max.
- Relay off Time** 4 ms max.
- Life Span** 1 x 10⁷ @ 6 V/100 mA
- Resistance** Contact: < 50 mΩ
Insulation: 1 GW min.
(at 500 V_{DC})

General

- Bus Type** PCI-104
- I/O Connectors** 1 x 50-pin, 1 x 20-pin box header
- Dimensions (L x H)** 96 x 90 mm (3.8" x 3.5")
- Operating Temperature** 0 ~ 60° C (32 ~ 140° F)
(refer to IEC 68-2-1, 2)
- Storage Temperature** -20 ~ 70° C (-4 ~ 158° F)

Ordering Information

- PCM-3761I** 8-ch Relay/Isolated Digital Input PCI-104 Module
- ADAM-3920** 20-pin DIN-rail Flat Cable Wiring Board
- ADAM-3950** 50-pin DIN-rail Flat Cable Wiring Board
- PCL-10150-1.2** 50-pin Flat Cable, 1.2 m
- PCL-10120-1** 20-pin Flat Cable, 1 m
- PCL-10120-2** 20-pin Flat Cable, 2 m