


# SOM-6761

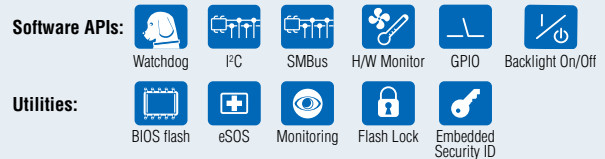
## Intel® Atom™ Processor N270 COM-Express Compact Module

**NEW**



### Features

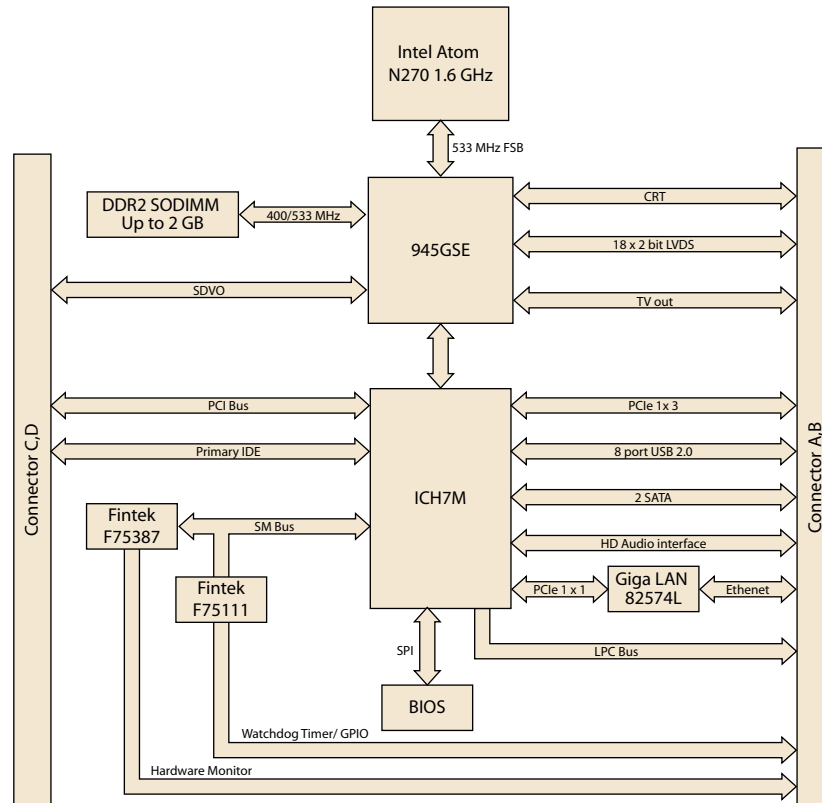
- Embedded Intel® Atom™ Processor N270 1.6 GHz + 945GSE+ICH7M
- Intel GMA 950, Microsoft DirectX 9.1, Supports 36-bit LVDS TFT LCD
- Supports one DDR2-533 memory SODIMM Socket up to 2 GB
- Supports 3 PCIe x1, 4 PCI Master, LPC, 2 SATA, 8 USB 2.0, AC97/HDA
- Supports embedded software APIs and Utilities



### Specifications

Form Factor	COM-Express Compact Module, Type II Pin-out.	
Processor System	CPU	Embedded Intel Atom Processor N270 1.6 GHz
	Front Side Bus	533 MHz
	System Chipset	Intel 945GSE/ ICH7M
	BIOS	AWARD 8 Mbit Flash BIOS
Memory	Technology	DDR2 400/533 MHz
	Max. Capacity	up to 2 GB
	Socket	1 x 200-pin SODIMM socket
Display	Chipset	Intel 945GSE
	VRAM	DVMT 3.0 supports up to 224 MB
	Graphics Engine	Intel GMA950, Microsoft DirectX 9.1
	LCD	Single and dual channel 18/36-bit LVDS
	VGA	up to 2048 x 1536
	TV Out	Supports NTSC/PAL, S-Video and Composite Output interfaces
	SDVO	1 SDVO Port
Ethernet	Chipset	Intel 82574L Gigabit Ethernet
	Speed	10/100/1000 Mbps
WatchDog Timer	256 timer intervals, from 0 to 255 sec or min setup by software, jumperless selection, generates system reset	
Expansion	LPC, SMBUS, 3 PCIe x 1 or 1 PCIe x 4, 4 PCI master	
I/O	PATA	1 x EIDE (UDMA 100)
	SATA	2 x SATA, data transfer rates up to 150 MB/s
	USB	8 x USB 2.0
	Audio	AC97, High definition audio interface
	GPIO	8-bit GPIO
Power	Power Type	ATX, AT
	Power Supply Voltage	+12 V, and +5 VSB for ATX, +12 V for AT
	Power Consumption (Typical)	Typical: (1 GB DDRII 533) +12 V @ 0.62 A
	Power Consumption (Max, test in HCT)	Max: (1 GB DDRII 533) +12 V @ 0.9 A
Environment	Operating Temperature	0 ~ 60° C (32 ~ 140° F)
	Operating Humidity	0% ~ 90% relative humidity, non-condensing
Mechanical	Dimensions	95 x 95 mm (3.74" x 3.74")

## Board Diagram



## Ordering Information

Part No.	CPU	L2 Cache	Chipset	LVDS	VGA	SDVO	TV out	Giga LAN	HD Audio	PCIe	PCI	USB 2.0	SATA	LPC	SMBUS	ATX Power	AT Power	Thermal Solution	Operating Temp.
SOM-6761FG-S6A1E	Atom N270 1.6 GHz	512 KB	945GSE	36-bit	Yes	1	Yes	1	Yes	See Note 1	4	8	2	1	1	Yes	Yes	Passive	0 ~ 60° C
SOM-6761Z-S6A1E	Atom N270 1.6 GHz	512 KB	945GSE	36-bit	Yes	1	Yes	1	Yes	See Note 1	4	8	2	1	1	Yes	Yes	Passive	-20 ~ 80° C
SOM-6761Z2-S6A1E	Atom N270 1.6 GHz	512 KB	945GSE	36-bit	Yes	1	Yes	1	Yes	See Note 1	4	8	2	1	1	Yes	Yes	Passive	-40 ~ 85° C

Note 1: Supports 1 PCIe x4 or 3 PCIe x1. 1 PCIe x4 circuit available if PCIe Giga LAN is not needed (BOM option, either one, default PCIe x1 for Giga LAN and 3 PCIe x1)

## Development Board

Part No.	Description
SOM-DB5700G-00A2E	Development Board for COM-Express with GLAN

## Packing List

Part No.	Description	Quantity
	SOM-6761 CPU Module	1
	Utility CD	1
1960028640N101	Heatspreader	1

## Embedded OS

OS	Part No.	Description
WinCE 6.0 Pro	2070007811	CE60 Pro Intel (852/855/915/945) 2COM V1.2 ENG
Win XPE 2008	2070007912	XPE WES2009 Intel-Uniprocess V4.0 MUI24
QNX 6.4.1		BSP ready

# Value-Added Software Services

**Software API:** An interface that defines the ways by which an application program may request services from libraries and/or operating systems. Provides not only the underlying drivers required but also a rich set of user-friendly, intelligent and integrated interfaces, which speeds development, enhances security and offers add-on value for Advantech platforms. It plays the role of catalyst between developer and solution, and makes Advantech embedded platforms easier and simpler to adopt and operate with customer applications.

## Software APIs

### Control



**GPIO**

General Purpose Input/Output is a flexible parallel interface that allows a variety of custom connections. It allows users to monitor the level of signal input or set the output status to switch on/off a device. Our API also provides Programmable GPIO, which allows developers to dynamically set the GPIO input or output status.



**SMBus**

SMBus is the System Management Bus defined by Intel® Corporation in 1995. It is used in personal computers and servers for low-speed system management communications. The SMBus API allows a developer to interface a embedded system environment and transfer serial messages using the SMBus protocols, allowing multiple simultaneous device control.



**I2C**

I2C is a bi-directional two wire bus that was developed by Philips for use in their televisions in the 1980s. The I2C API allows a developer to interface with an embedded system environment and transfer serial messages using the I2C protocols, allowing multiple simultaneous device control.

### Display



**Brightness Control**

The Brightness Control API allows a developer to interface with an embedded device to easily control brightness.



**Backlight**

The Backlight API allows a developer to control the backlight (screen) on/off in an embedded device.

### Monitor



**Watchdog**

A watchdog timer (WDT) is a device that performs a specific operation after a certain period of time if something goes wrong and the system does not recover on its own. A watchdog timer can be programmed to perform a warm boot (restarting the system) after a certain number of seconds.



**Hardware Monitor**

The Hardware Monitor (HWM) API is a system health supervision API that inspects certain condition indexes, such as fan speed, temperature and voltage.



**Hardware Control**

The Hardware Control API allows developers to set the PWM (Pulse Width Modulation) value to adjust fan speed or other devices; it can also be used to adjust the LCD brightness.

### Power Saving



**CPU Speed**


Make use of Intel SpeedStep technology to reduce power consumption. The system will automatically adjust the CPU Speed depending on system loading.



**System Throttling**

Refers to a series of methods for reducing power consumption in computers by lowering the clock frequency. These APIs allow the user to lower the clock from 87.5% to 12.5%.

## Software Utilities



**BIOS Flash**

The BIOS Flash utility allows customers to update the flash ROM BIOS version, or use it to back up current BIOS by copying it from the flash chip to a file on customers' disk. The BIOS Flash utility also provides a command line version and API for fast implementation into customized applications.



**Embedded Security ID**

The embedded application is the most important property of a system integrator. It contains valuable intellectual property, design knowledge and innovation, but it is easily copied! The Embedded Security ID utility provides reliable security functions for customers to secure their application data within embedded BIOS.



**Monitoring**

The Monitoring utility allows the customer to monitor system health, including voltage, CPU and system temperature and fan speed. These items are important to a device; if critical errors happen and are not solved immediately, permanent damage may be caused.



**eSOS**

The eSOS is a small OS stored in BIOS ROM. It will boot up in case of a main OS crash. It will diagnose the hardware status, and then send an e-mail to a designated administrator. The eSOS also provides remote connection: Telnet server and FTP server, allowing the administrator to rescue the system.



**Flash Lock**

Flash Lock is a mechanism that binds the board and CF card (SQFlash) together. The user can "Lock" SQFlash via the Flash Lock function and "Unlock" it via BIOS while booting. A locked SQFlash cannot be read by any card reader or boot from other platforms without a BIOS with the "Unlock" feature.