



TITAN™ 65DR

65,000 Amp DIN Rail Protection

The Titan 65DR delivers DIN Rail mounted surge protection and noise filtration inside electronic equipment cabinets. It is designed to be DIN Rail mounted to the incoming power source, isolating the cabinet from the outside environment.



APPLICATIONS

The Titan 65DR is ideal for cabinet builders as well as manufacturers and integrators of industrial, medical and commercial instrumentation equipment.

SUPERIOR PERFORMANCE

The Titan 65DR utilizes a hybrid suppression circuit that provides 65,000 peak amps of surge protection. Incorporating the same hybrid circuit generally reserved for the more expensive devices, the Titan 65DR offers sine wave tracking, tight clamping and noise filtration for superior protection.

SAFETY

The Titan 65DR provides safe and reliable operation by incorporating EFI's latest safety developments including EFI's trademark fusing technology, LightningTemp®. Each MOV is individually fused and the product is contained in a NEMA 1 housing for maximum safety. The 65DR has been tested and is a UL recognized component and is CE certified.

EASY INSTALLATION

The Titan 65DR mounts quickly and easily to (number 43880, 35mm) DIN Rails while screw lugs provide easy parallel or Kelvin connection in the power system. The small footprint of the Titan 65DR even provides greater installation flexibility in situations where space is limited.

FEATURES

Compact Design
DIN Rail Mounting Design
Green Status LED
LightningTemp® Fuse

ADVANTAGES

Allows fast and easy mounting inside equipment cabinets
Provides mounting flexibility for manufacturers using DIN Rail construction
Provides continuous status indication
Offers protection from extreme surge currents

BENEFITS

Eliminates costly customization to cabinet designs
Allows suppressor to be attached and installed in minutes
Prevents unknown loss of protection
Provides reliable operation and prevents dangerous thermal run away when MOVs are damaged

Titan 65DR Product Specifications

MODELS AVAILABLE

65DR120, 65DR230, 65DR400, 65DR600

PERFORMANCE

Max Surge Current 65KA/phase, L-N 32.5KA, L-G 32.5KA, N-G 16KA
 EMI/RFI Noise Rejection Up to -40dB
 Sine Wave Tracking Yes (except 65DR600 model)



MECHANICAL DESCRIPTION

Dimensions 2.28" x 2.82" x 3.5" (Single Phase)
 2.28" x 7.75" x 3.5" (Three Phase)
 Housing Ratings NEMA 1
 Product Weight 0.5 lb (Single Phase), 1 lb (Three Phase)
 Connection Method Dual #12 AWG Terminals
 Mounting Method Parallel (for use on DIN 43880 rail)
 Thermal Fusing Yes, LightningTemp® Fuse
 Storage Temperature -40° to +160° F (-40° to +70° C)
 Operating Temperature -40° to +140° F (-40° to +60° C)
 Operating Altitude Sea Level to 12,000 feet (3,658 Meters)
 Operating Frequency 50/60/400Hz
 Parallel Unlimited
 Kelvin/Series 20 Amps

DIAGNOSTICS

Contact Green Status LED, Audible Alarm, Diagnostic

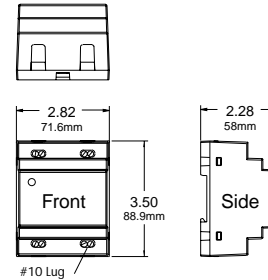
SAFETY APPROVALS

 us 1449 2nd Edition, 

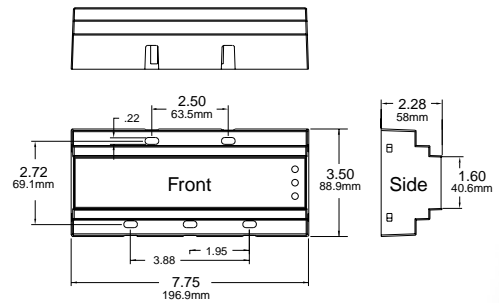
WARRANTY

Product 10 years

Single Phase



Three Phase



TITAN 65AR (F) SYSTEM DESCRIPTION

Model	Configuration	MCOV	UL 1449 2-nd Ed				ANSI C 62.41 Clamping Voltage		
			L-N	L-G	N-G	L-L	Cat A	Cat B3	Cat C1
Titan 65DR 120	1 Phase, 2-wire + G	150	400	400	400	N/A	328	400	464
Titan 65DR 230	1 Phase, 2-wire + G	320	800	800	800	N/A	504	664	904
Titan 65DR 400	3 Phase, 3-wire + G	320/640	N/A	800	N/A	1800	744/468	756/1296	864/1672
Titan 65DR 600	3 Phase, 3-wire + G	780	N/A	900	N/A	1800	1620	1700	1700



EFI Electronics Corporation
 1-800-877-1174
 efinet.com