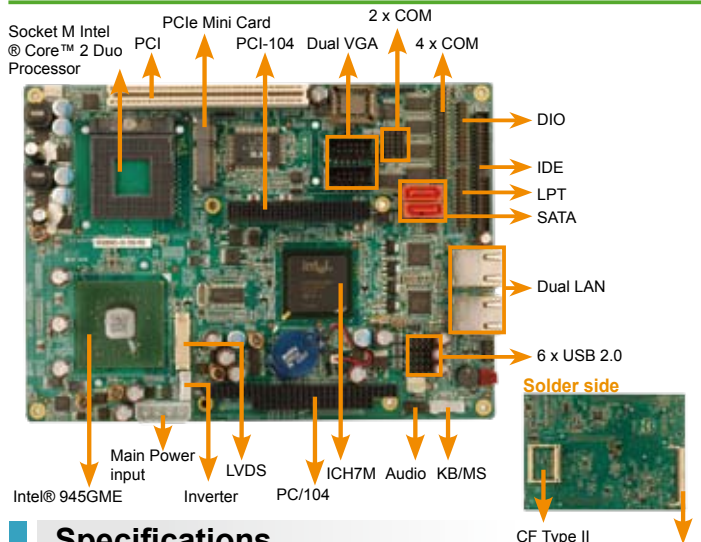


NOVA-9452-R20

5.25" SBC, Intel® Core™2 Duo CPU SBC with Dual VGA, LVDS, Dual PCIe GbE, USB 2.0 and SATA




Specifications

- ◆ CPU
Socket M Intel® Core™2 Duo, Core™ Duo/Solo processor with 667 MHz FSB or Celeron® M processor with a 533 MHz FSB (Yonah Core)
- ◆ System Chipset
Intel® 945GME + ICH7M
- ◆ BIOS
AMI Flash BIOS
- ◆ System Memory
One 200-pin 667/533/400 MHz DDR2 SDRAM SO-DIMM supported (system max. 2GB)
- ◆ Ethernet
Dual Broadcom BCM5787M PCIe GbE chipset
- ◆ I/O Interface
4 x RS-232 2 x RS-232/422/485
6 x USB 2.0 2 x SATA
1 x IDE 1 x LPT
1 x KB/MS (by pin header)
- ◆ Expansions
1 x PCI
1 x PCIe Mini card slot
1 x PC/104 + (ISA+PCI bus)
- ◆ Digital I/O
24-bit digital I/O, 12-bit input/ 12-bit output
- ◆ Infrared Interface
by super I/O
- ◆ Super I/O
ITE IT8712F
- ◆ Display Interface
The first VGA output is integrated in the Intel® 945GME
The second VGA output is interfaced through the SDVO and integrated on the Chronix CH7317A display controller device. (NOVA-9452VGA only)
24-bit dual-channel LVDS
Dual independent display over any two video outputs
- ◆ Optional External Audio Kits
5.1 channel audio kit with Realtek ALC655 AC'97 codec
7.1 channel HD audio kit with Realtek ALC883 codec supports dual audio streams
- ◆ SSD
CompactFlash® Type I/II
- ◆ Watchdog Timer
Software programmable supports 1 ~255 sec. system reset
- ◆ Power Supply
AT/ATX Power
- ◆ Power Consumption
5V@3.81A, 12V@2.42A
(Intel® Core™2 Duo T7400 2.16GHz/667 MHz CPU with 512MB DDR2 667 MHz)
- ◆ Temperature
Operating: 0°C ~ 60°C (32°F ~ 140°F)
- ◆ Humidity: Operating: 5% ~95%non-condensing
- ◆ Dimensions: 203 mm x 146 mm
- ◆ Weight: GW: 850 g / NW: 290 g

Packing List

1 x NOVA-9452 single board computer
1 x Mini jumper pack
1 x IDE flat cable 44p/44p (P/N: 32200-000009-RS)
2 x SATA cable (P/N: 32000-062800-RS)
1 x SATA power cable (P/N: 32100-088600-RS)
1 x VGA cable (P/N: 32000-033800-RS) for NOVA-9452
2 x VGA cable (P/N: 32000-033800-RS) for NOVA-9452VGA
1 x KB/MS Y cable (P/N: 32000-023800-RS)
1 x Quad ports RS-232 Adapter cable (P/N: 32100-147900-RS)
1 x USB cable (P/N: 32000-044300-RS)
1 x Utility CD
1 x QIG



The PCIe mini card replaces the Mini PCI card. The PCIe mini card is functionally identical to a standard PCIe card, but with a different connector and much smaller size. The PCIe mini card is half the size of a mini PCI card

Benefits

1. Half the size of a mini PCI card
2. Compatible with the USB mini card interface
3. Higher bandwidth interface than mini PCI
4. Rigid mechanical specification.

Dual Display

FSB 667

DDR2 667

SERIAL ATA

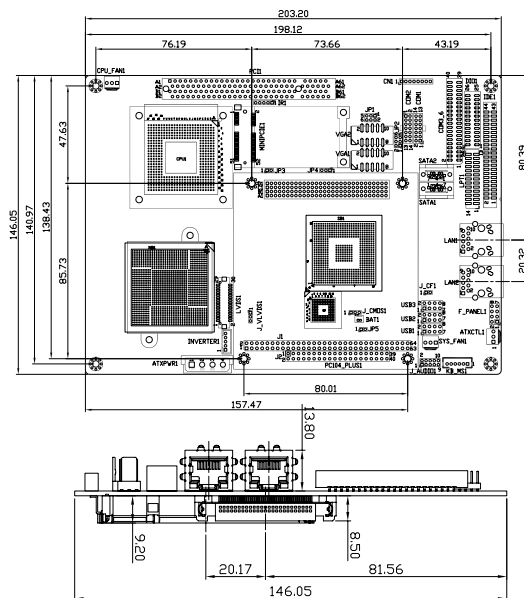
USB

Gigabit Ethernet
PCIe

Features

1. Intel® Core™2 Duo CPU with 667 MHz FSB
2. Single-channel DDR2 400/533/667 MHz up to 2GB
3. Supports dual VGA, 24-bit Dual-channel LVDS with dual display support
4. Supports 6 x RS-232, 6 x USB 2.0 and 2 x SATA
5. Supports 24-bit digital I/O

Dimensions (mm)



Ordering Information

Part No.	Description
NOVA-9452-R20	5.25" SBC, Intel® Core™2 Duo CPU with VGA, LVDS, Dual PCIe GbE, USB 2.0 and SATA
NOVA-9452VGA-R20	5.25" SBC, Intel® Core™2 Duo CPU with Dual VGA, LVDS, Dual PCIe GbE, USB 2.0 and SATA
AC-KIT08R-R10	5.1 channel AC'97 audio Kit with Realtek ALC655 codec
AC-KIT883HD-R10	7.1 channel HD audio kit with realtek ALC883 codec and dual audio streams
IO-KIT-4COM-R10	4 COM ports adapter board
CF-479B-RS	CPU cooler (50 mm x 50 mm x 26 mm, 50W)
32200-000017-RS	LPT cable
32200-026500-RS	RS-232/422/485 cable