

ADAPTER: CIRCUITRY SCHEMATICS, IMPEDANCE MATCHING

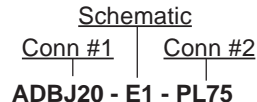
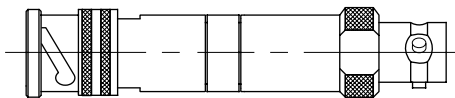
Custom Adapters Ordering Format

Adapters indexed with a designated number are *standard adapters*, refer to page 50 for identifications.

Adapters index with a "*" are *custom adapters* and may be ordered using the example below. For adapters not referenced contact the factory.

ORDERING EXAMPLE:

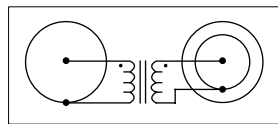
Conn #1 **BJ20** BNC JACK
 Schematic **E1** CIRCUIT CODE
 Conn #2 **PL75** TRB PLUG



Adapter Circuitry Schematics

Concentric Twinax/Triax to Concentric Twinax/Triax	2-Pin Twinax to 2-Pin Twinax	Coax 2-Pin Twinax	Coax to Concentric Twinax/Triax	2-Pin Twinax to Concentric Twinax/Triax	Coax to Coax
A1	C1	D1	E1	G1	K1
A2	C2	D2	E2	G2	K2
A3	C3	D3	E3	G3	K3
A4	C4	D4	E4	G4	
A5	C5	D5	E5		
A6	C6	D6			
A7	C7	D7			
A8		D8			

● BLUE CENTER COND



IMPEDANCE MATCHING SCHEMATIC



Impedance Matching Adapter

Trompeter has developed a line of *Impedance Matching Adapters* that provides the designer a quick, elegant and affordable solution for connecting mismatched data transfer devices.

Why impedance matching? Impedance Matching exists in order to improve the performance of electronic circuits. A transmission line is properly terminated when the load impedance is equal to the source impedance. This prevents reflections and transfers the maximum signal to the output. Data transfer rates are increasing and frequency is an important component in determining the impedance of a transmission medium. When devices are not properly matched, the higher frequencies create greater signal attenuation.

Trompeter incorporates embedded transformer technology into our rugged in-line adapter package. The transformers are step-up/down and DC isolated so you do not have to contend with your signal floating on a DC level. These *Impedance Matching Adapters* are available in BNC, TNC, TRB and TRT, male and female interfaces. The input/output configurations are interchangeable, i.e. TRB to BNC, with bulkhead mounting options.

For more information on how this product can benefit your design, please refer to the technical paper: '*Signal Transmission in High Frequency/High Density Applications*' (see pages 81-82 in this catalog). For specific information and part numbers please contact the factory.

