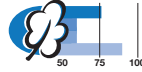


Power entry module Type 6145


- Panel mount: screw-on, front-side
- Appliance inlet, circuit breaker type TA 45
- Version with line filter/shield see page 126



Characteristics

- Circuit breaker with line switch, 2-pole, non-illuminated or illuminated
- Combined with thermal overload protection
- Optional with undervoltage release or remote trip release
- All single elements wired
Unwired versions available on request

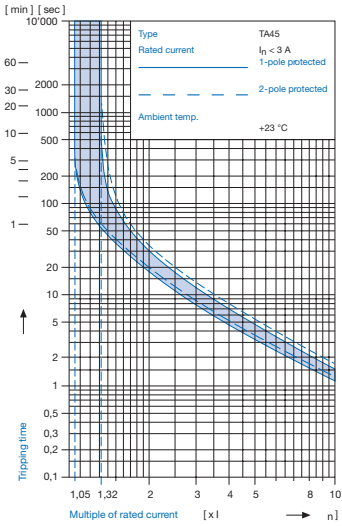
Technical data

Rated voltage	125/250 VAC
Rated currents I _n	0,1 up to 10 A; SEV, VDE, Semko, 0,1 up to 15 A; UL, CSA See table 1
Dielectric strength (50 Hz, 1 Min.)	> 1,5 kV between L/N-PE
Allowable ambient air temperatures T _a	-10 °C to +55 °C
Degree of protection (front-side)	IP40 acc. to IEC 60529
Protection class	suitable for equipment with prot. cl. I, acc. to IEC 61140
Terminals	quick-connect 6,3 x 0,8 mm
Panel thickness s	max. 6 mm
Materials: Housing	Thermoplastic, black, UL94 V-0
Appliance-inlet	 acc. to IEC/EN 60320-1/C14, Protection class I, pin-temperature 70 °C (cold condition)
Circuit breaker type TA 45	acc. to IEC/EN 60934, UL 1077, CSA 22.2 no 235. 2-pole rocker switch, illuminated or non-illuminated. Optional with undervoltage- or remote trip release Short circuit capacity I _{cn} : at I _n < 3A/240 VAC : 10 x I _n at I _n ≥ 3A/240 VAC : 300 A

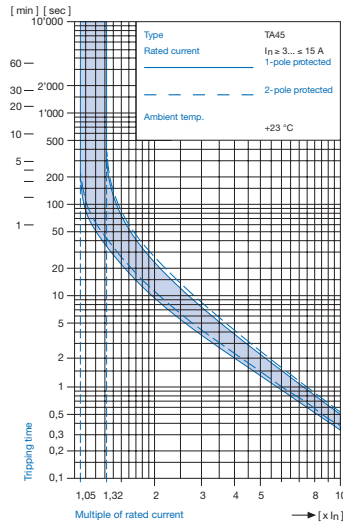
Accessories see page 171

**Technical data (continued)
Circuit breaker**

Tripping characteristics
 $I_n < 3 A$



Tripping characteristics
 $I_n \geq 3... \leq 15 A$



Effect of ambient temperature
The unit is calibrated for an ambient temperature of +23 °C. To determine the rated current for a lower or higher ambient temperature, use a correction factor from the table below.

Ambient temperature [°C]	Correction factor
-10	0,89
-5	0,91
0	0,92
+23	1,00
+30	1,03
+40	1,08
+55	1,16

Example
Rated current at +23 °C

6,0 A

Ambient temperature

+40 °C

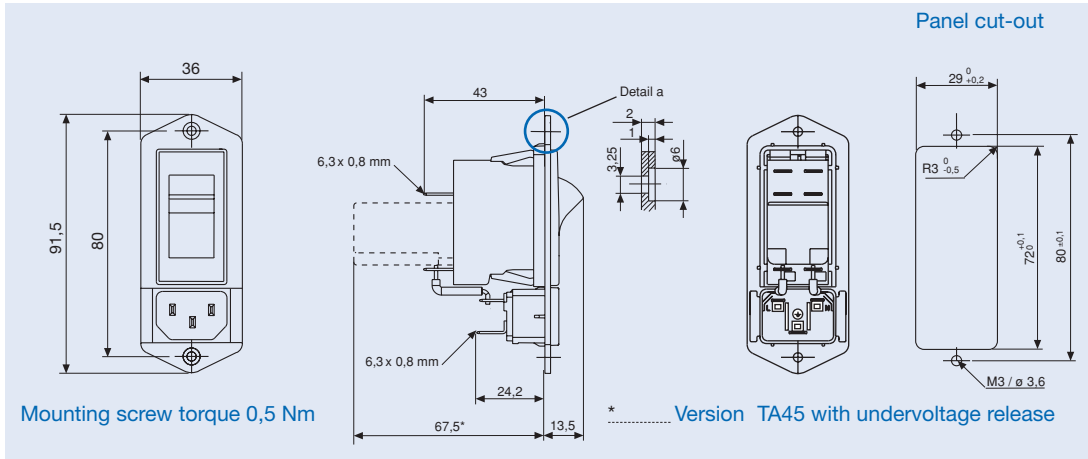
Correction factor

1,08

Chosen rated current at +40 °C ambient temperature

$6 A \times 1,08 = 6,5 A$

Dimensions

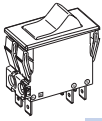


Order code (Order example)

Type	Order code TA 45 (2-pole rocker-switch without accessories)	Wiring
6145.	A B T W F 1 5 0 C 0 . 0 0 1	0 Without 1 With 2 Special (on request)
	see table 1	0 Without line filter 0 Without line filter

Please note that Schurter will establish an internal part number for logistical use in addition to the order code. The format of this internal part number is, for example 6145.0031.001

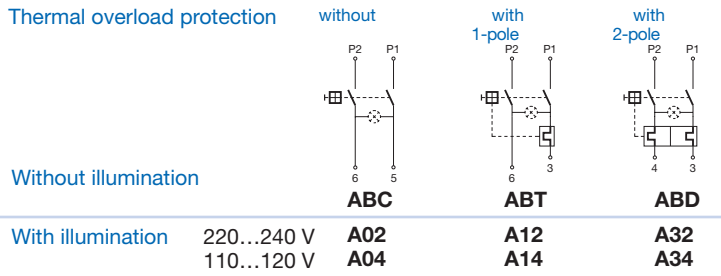
Table 1 Selection for type TA45
Order example



- Line switch
 - 2-pole, rocker actuated
 - Quick connect terminal
- Other types on request

ABT W F 150 C0

Diagram



Colours

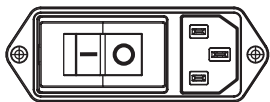
Switch front	Rocker
W black B black 6 black	white black - orange transp.

Rocker legend

Surface	Illustration	Colour of print
F embossed	— ○	
H printed	ON OFF	white
K printed	ON OFF	black
L printed	— ○	white

Surface	Illustration	Colour of print
M printed	— ○	black
P printed	I ○	white
R printed	I ○	black

Position of the rocker legend
e.g F



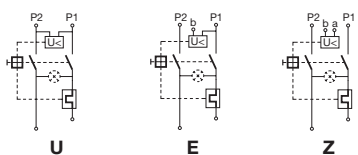
Rated current :

- Without thermal overload protection: code C00 } $I_n = 16 \text{ A}$
- With thermal overload protection: rated current $I_n \text{ (A)}$

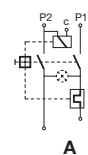
I_n	Code	I_n	Code	I_n	Code	I_n	Code
0,1	J01	1,3	J13	2,8	J28	10,0	100
0,2	J02	1,4	J14	3,0	030	11,0	110
0,3	J03	1,5	J15	3,5	035	12,0	120
0,4	J04	1,6	J16	4,0	040	13,0	130
0,5	J05	1,7	J17	4,5	045	14,0	140
0,6	J06	1,8	J18	5,0	050	15,0	150
0,7	J07	1,9	J19	6,0	060		
0,8	J08	2,0	J20	6,5	065		
0,9	J09	2,1	J21	7,0	070		
1,0	J10	2,2	J22	7,5	075		
1,1	J11	2,3	J23	8,0	080		
1,2	J12	2,5	J25	9,0	090		

Without release: code C0

Undervoltage release



Remote trip release



	Code	Rated voltage U_n
•	2	240 V AC
•	3	230 V AC
•	4	120 V AC